

Chapter
13

The Church Continues the Mission of the Apostles

Learning Focus

This chapter will help the children

1. understand that we are all called to be Christ's disciples and share his teaching with others.
2. understand that the Church is apostolic because it carries on the faith of Jesus and the Apostles.
3. identify the marks of the Church as one, holy, catholic, and apostolic.

Faith Words

Apostles
apostolic
marks of the Church

Self-Evaluation




This session was

- one of the best
- pretty good
- in need of improvement

What worked out best was

For next time I would change

I will be sure to prepare for

Teaching Steps	Materials	Multimedia Resources
Share 15 minutes (p. 153)		
 <ul style="list-style-type: none"> • Pray the Scripture verse. • Read the text and discuss personal experiences. • Complete the learning and teaching activity. <p>Additional Activity</p> <ul style="list-style-type: none"> • Learn a new skill. 	<ul style="list-style-type: none"> • materials for prayer corner (p. 150C) or see <u>Prayer Corner</u> • pens or pencils <p>Activity Master 13a See Catechist Guide, page 150D.</p>	<p>Books</p> <ul style="list-style-type: none"> • <i>In God We Trust: Stories of Faith in American History</i> Timothy Carter and Ranelda Hunsicker (ChariotVictor Publishing, 1997) This illustrated book contains short stories about people who lived and shared their faith.
Hear & Believe 25 minutes (pp. 154-155)		
 <ul style="list-style-type: none"> • Discuss the illustration. • Read and discuss the Scripture story about Jesus and the Apostles. • Teach the doctrine in “Our Church Teaches.” • Discuss We Believe and review the Faith Words. <p>Additional Activity</p> <ul style="list-style-type: none"> • Make a news page. 	<ul style="list-style-type: none"> • DVD player • TV monitor • CD player <p>Additional Activity</p> <ul style="list-style-type: none"> • Catholic and secular newspapers • scissors • poster paper • glue • CD player 	<p>Audio</p> <ul style="list-style-type: none"> • *BLEST ARE WE Scripture CD 3, Track 10 <p>Videos</p> <ul style="list-style-type: none"> • *DVD <i>Quick Clips</i> 3, Segment 7 “Spreading the Good News”
Respond 20 minutes (pp. 156-158)		
 <ul style="list-style-type: none"> • Read about and discuss “A Model of Faith.” • Do the name activity. • Complete the “Follow Me” activity. • Pray “A Prayer of Belief.” <p>Additional Activity</p> <ul style="list-style-type: none"> • Do the code activity. 	<ul style="list-style-type: none"> • markers or crayons <p>Additional Activity</p> <ul style="list-style-type: none"> • pencils • paper <p>Activity Master 13b See Catechist Guide, page 151.</p>	<p>Music</p> <ul style="list-style-type: none"> • “Jubilate Servite” (Unit 4 song, page 150) *BLEST ARE WE music CD 3, Track 5 *BLEST ARE WE <i>Song Book</i> #15 *<i>Gather Comprehensive II</i> Hymnal #535 • “We Are One” *BLEST ARE WE music CD 3, Track 2 *BLEST ARE WE <i>Song Book</i> #12 *<i>Gather Comprehensive II</i> Hymnal #107

* Distributed by Silver Burdett Ginn Religion

- Complete the **Chapter Review**, p. 159.
- Complete **Faith in Action** – Parish Ministry about World Mission Work, p. 160.
- Distribute the **Take Home Family Time** pages for the next chapter.

Chapter
14

We Are Committed Through the Sacraments

Learning Focus

This chapter will help the children

1. understand the meaning of a vocation.
2. identify Matrimony and Holy Orders as Sacraments at the Service of Communion.
3. understand that God wants us to use our talents to serve others.

Faith Words

vocation
Matrimony
Holy Orders

Self-Evaluation




This session was

- one of the best
- pretty good
- in need of improvement

What worked out best was

For next time I would change

I will be sure to prepare for

Teaching Steps	Materials	Multimedia Resources
Share 15 minutes (p. 163)		
 <ul style="list-style-type: none"> • Pray the opening verse. • Read the text and discuss personal experiences. • Complete the choose-an-ending activity. <p>Additional Activity</p> <ul style="list-style-type: none"> • Do the promise activity. 	<ul style="list-style-type: none"> • materials for prayer corner (p. 160C) or see <u>Prayer Corner</u> • pens or pencils <p>Additional Activity</p> <ul style="list-style-type: none"> • paper • envelopes • pens or pencils <p>Activity Master 14a See Catechist Guide, page 160D.</p>	<p>Books</p> <ul style="list-style-type: none"> • <i>The Promise Quilt</i> Candace Ransom (Walker & Company, 1999) Addie believes that her father will keep his promise, even after death. • <i>The White Pony</i> Sandra Byrd (Waterbrook Press, 1999) The legend of a brave's love for his bride mirrors Christ's love for the Church.
Hear & Believe 25 minutes (pp. 164-165)		
 <ul style="list-style-type: none"> • Discuss the illustration. • Read the liturgy story about the Sacraments at the Service of Communion. • Teach the doctrine in "Our Church Teaches." • Discuss We Believe and review the Faith Words. <p>Additional Activity</p> <ul style="list-style-type: none"> • Complete the interview activity. 	<p>Additional Activity</p> <ul style="list-style-type: none"> • paper • pens or pencils 	<p>Books</p> <ul style="list-style-type: none"> • <i>Wedding Days: Celebrations of Marriage</i> Anita Ganeri (Peter Bedrick Books, 1998) Through photographs and short articles, this book describes the marriage celebrations of several religions.
Respond 20 minutes (pp. 166-168)		
 <ul style="list-style-type: none"> • Read and discuss the sacrament stories. • Talk about talents. • Complete the talents activity. • Pray "A Vocation Prayer." <p>Additional Activity</p> <ul style="list-style-type: none"> • Draw/write ways to share. 	<ul style="list-style-type: none"> • CD player • DVD player • TV monitor • markers <p>Additional Activity</p> <ul style="list-style-type: none"> • paper • pencils • markers <p>Activity Master 14b See Catechist Guide, page 161.</p>	<p>Music</p> <ul style="list-style-type: none"> • "Jubilate Servite" (Unit 4 song, page 150) *BLEST ARE WE music CD 3, Track 5 *BLEST ARE WE Song Book #15 *Gather Comprehensive II Hymnal #535 • "The Summons" *BLEST ARE WE music CD 5, Track 6 *BLEST ARE WE Song Book #27 *Gather Comprehensive <p>Videos</p> <ul style="list-style-type: none"> • *DVD Quick Clips 3, Segment 9 "Light Up the World"

* Distributed by Silver Burdett Ginn Religion

- Complete the **Chapter Review**, p. 169.
- Complete **Faith in Action** – Parish Ministry about the Priestly Vocation, p. 170.
- Distribute the **Take Home Family Time** pages for the next chapter.

Chapter
15

We Are Faithful to Our Commitments

Learning Focus

This chapter will help the children

1. understand that every Christian has a vocation.
2. understand the work of the Church leaders and servers.
3. realize that individual talents can be used to serve God and others.

Faith Words

covenant

Self-Evaluation




This session was

- one of the best
- pretty good
- in need of improvement

What worked out best was

For next time I would change

I will be sure to prepare for

Teaching Steps	Materials	Multimedia Resources
Share 15 minutes (p. 173)		
 <ul style="list-style-type: none"> • Pray the Scripture verse. • Read the text. • Complete the picture activity. <p>Additional Activity</p> <ul style="list-style-type: none"> • Identify talents. 	<ul style="list-style-type: none"> • materials for prayer corner (p. 170C) or see <u>Prayer Corner</u> • pens or pencils <p>Additional Activity</p> <ul style="list-style-type: none"> • slips of paper • pencils • paper bag <p>Activity Master 15a See Catechist Guide, page 170D.</p>	<p>Videos</p> <ul style="list-style-type: none"> • <i>Mother Teresa: Seeing the Face of Jesus</i> (35 min.) (Oblate Media) This Video tells the story of Mother Teresa who used her talents to make incredible changes in our world.
Hear & Believe 25 minutes (pp. 174-175)		
 <ul style="list-style-type: none"> • Discuss the illustrations. • Read and discuss the Scripture story about the Apostles' mission. • Teach the doctrine in "Our Church Teaches." • Discuss We Believe and review the Faith Words. <p>Additional Activity</p> <ul style="list-style-type: none"> • Retell the Scripture story. 	<ul style="list-style-type: none"> • CD player 	<p>Audio</p> <ul style="list-style-type: none"> • *BLEST ARE WE Scripture CD 3, Track 11 <p>Books</p> <ul style="list-style-type: none"> • <i>A Child's Book of Prayer in Art</i> Sister Wendy Beckett (Dorling Kindersley, 1995) Sister Wendy explains how the talents of artists can bring us closer to God.
Respond 20 minutes (pp. 176-178)		
 <ul style="list-style-type: none"> • Read about Church leaders. • Do the pictures activity. • Do the talents activity. • Do the certificate activity. • Pray "A Prayer of Commitment." <p>Additional Activity</p> <ul style="list-style-type: none"> • Honor church servants. 	<p>Additional Activity</p> <ul style="list-style-type: none"> • photos of parish church workers • paper • pens or pencils <p>Activity Master 15b See Catechist Guide, page 171.</p>	<p>Music</p> <ul style="list-style-type: none"> • "Jubilate Servite" (Unit 4 song, page 150) *BLEST ARE WE music CD 3, Track 5 *BLEST ARE WE Song Book #15 *Gather Comprehensive II Hymnal #535 • "Come to the Water" John Foley, S.J. *Gather Comprehensive II Hymnal #502 • "Veni Sancte Spiritus" Jacques Berthier *Gather Comprehensive II Hymnal #478

* Distributed by Silver Burdett Ginn Religion

- Complete the **Chapter Review**, p. 179.
- Complete **Faith in Action** – Parish Ministry about Music, p. 180.
- Distribute the **Take Home Family Time** pages for the next chapter.

Chapter
16

We Pray for Faith

Learning Focus

This chapter will help the children

1. understand that the Apostles' Creed is a statement of faith of the Apostles.
2. recognize that the Apostles' Creed tells about the Father, Son, and Holy Spirit.
3. realize that as we pray, the Holy Spirit helps us be faithful to the Apostles' Creed.

Faith Words

creed

Self-Evaluation




This session was

- one of the best
- pretty good
- in need of improvement

What worked out best was

For next time I would change

I will be sure to prepare for

Teaching Steps	Materials	Multimedia Resources
Share 15 minutes (p. 183)		
 <ul style="list-style-type: none"> • Pray the Scripture verse. • Read the text and discuss personal experiences. • Complete the puzzle activity. <p>Additional Activity</p> <ul style="list-style-type: none"> • Tape-record beliefs. 	<ul style="list-style-type: none"> • materials for prayer corner (p. 180C) or see <u>Prayer Corner</u> • crayons or markers <p>Additional Activity</p> <ul style="list-style-type: none"> • tape recorder with microphone • blank tape <p>Activity Master 16a See Catechist Guide, page 180D.</p>	<p>Books</p> <ul style="list-style-type: none"> • <i>Biblical Times (If You Were There)</i> Antony Mason (Simon & Schuster, 1996) Colorful illustrations and informative text help children learn about the land of the Apostles.
Hear & Believe 25 minutes (pp. 184-185)		
 <ul style="list-style-type: none"> • Discuss the illustration. • Read and discuss the Scripture story about Stephen. • Teach the doctrine in "Our Church Teaches." • Discuss We Believe and review the Faith Words. <p>Additional Activity</p> <ul style="list-style-type: none"> • Summarize the Creed. 	<p>Additional Activity</p> <ul style="list-style-type: none"> • Bible (one for every two children) 	<p>Audio</p> <ul style="list-style-type: none"> • *BLEST ARE WE Scripture CD 3, Track 12 <p>Books</p> <ul style="list-style-type: none"> • <i>Saint Valentine</i> Robert Sabuda (Atheneum, 1992) Valentine dedicates his life to helping others and stays true to his creed even though he is imprisoned.
Respond 20 minutes (pp. 186-188)		
 <ul style="list-style-type: none"> • Read about the Apostles' Creed. • Do the personal creed activity. • Complete the Christian sign activity. • Pray the Apostles' Creed. <p>Additional Activity</p> <ul style="list-style-type: none"> • Create a rebus mural. 	<ul style="list-style-type: none"> • CD player • pencils or pens • paper <p>Additional Activity</p> <ul style="list-style-type: none"> • paper • pens • markers • poster paper <p>Activity Master 16b See Catechist Guide, page 181.</p>	<p>Music</p> <ul style="list-style-type: none"> • "Jubilate Servite" (Unit 4 song, page 150) *BLEST ARE WE music CD 3, Track 5 *BLEST ARE WE Song Book #15 *Gather Comprehensive II Hymnal #535 • "For All the Saints" William W. How *Gather Comprehensive II Hymnal #791 • "We Believe" Christopher Walker (OCP)

* Distributed by Silver Burdett Ginn Religion

- Complete the **Chapter Review**, p. 189.
- Complete **Faith in Action** – Parish Ministry about Earth Stewardship Committee, p. 190.
- Distribute the **Take Home Family Time** pages for the next chapter.