

Chapter
17

Jesus' Followers Become the Church

Learning Focus

This chapter will help the children

1. learn about life in the first Christian community.
2. realize how members of a parish today act as Christians.
3. understand that *Amen* is a Christian prayer of faith.

Faith Words

Amen
faith

Self-Evaluation




This session was

- one of the best
- pretty good
- in need of improvement

What worked out best was

For next time I would change

I will be sure to prepare for

Teaching Steps	Materials	Multimedia Resources
Share 15 minutes (p. 195)		
 <ul style="list-style-type: none"> • Pray the Scripture verse. • Read the text and share personal experiences about friends and joy. • Complete the drawing activity. <p>Additional Activity</p> <ul style="list-style-type: none"> • Make a poster about joy. 	<ul style="list-style-type: none"> • materials for prayer corner (p. 192C) or see <u>Prayer Corner</u> • crayons or markers <p>Additional Activity</p> <ul style="list-style-type: none"> • magazines • scissors and glue sticks • large poster board <p>Activity Master 17a See Catechist Guide, page 192D.</p>	<p>Books</p> <ul style="list-style-type: none"> • <i>Growing in Faith: Seven Stories for Children</i> Helen Caswell (Abingdon Press, 1998) The seven stories introduce young children to basic concepts of the Christian faith, such as joy, prayer, community, and discipleship.
Hear & Believe 25 minutes (pp. 196-197)		
 <ul style="list-style-type: none"> • Discuss the illustration. • Read and discuss the Scripture story about the first Christians. • Teach the doctrine in “Our Church Teaches.” • Discuss We Believe and review the Faith Words. <p>Additional Activity</p> <ul style="list-style-type: none"> • Create Amen artworks. 	<ul style="list-style-type: none"> • CD player <p>Additional Activity</p> <ul style="list-style-type: none"> • sheet of poster board • crayons or markers • drawing paper for each child with Amen printed in large, hollow letters 	<p>Audio</p> <ul style="list-style-type: none"> • *BLEST ARE WE Scripture CD I, track 13 <p>Books</p> <ul style="list-style-type: none"> • <i>A Peek into My Church</i> Wendy Goody and Veronica Kelly (WhipperSnapper Books, 1999) Introduces the idea of church community, both local and worldwide.
Respond 20 minutes (pp. 199-200)		
 <ul style="list-style-type: none"> • Discuss the illustration. • Read and discuss the text about a parish. • Do the word search activity. • Pray a prayer of faith. <p>Additional Activity</p> <ul style="list-style-type: none"> • Create a mural about parish ministries. 	<ul style="list-style-type: none"> • pencils <p>Additional Activity</p> <ul style="list-style-type: none"> • large sheet of butcher paper • crayons or markers • instant camera and film (optional) • paste or tape <p>Activity Master 17b See Catechist Guide, page 193.</p>	<ul style="list-style-type: none"> • “Laudate Dominum” (Unit 5 song, page 192) *BLEST ARE WE music CD I, track 6 *BLEST ARE WE Song Book #6 *Gather Comprehensive II Hymnal #528 • “Gather ‘Round This Table” (Unit 3 song, page 108) *BLEST ARE WE music CD 3, track 4 *BLEST ARE WE Song Book #14 *Gather Comprehensive II Hymnal #735

* Distributed by Silver Burdett Ginn Religion

- Complete the **Chapter Review**, p. 201.
- Complete **Faith in Action** – Parish Ministry about Employment Assistance, p. 202.
- Distribute the **Take Home Family Time** pages for the next chapter.

Chapter 18

We Celebrate Pentecost

Learning Focus

This chapter will help the children

1. recognize the feast of Pentecost as the “Birthday” of the Church.
2. realize that on Pentecost Jesus’ followers received the gift of the Holy Spirit.
3. understand that the Church is a world community of all kinds of people.

Faith Words

Pentecost

Self-Evaluation




This session was

- one of the best
- pretty good
- in need of improvement

What worked out best was

For next time I would change

I will be sure to prepare for

Teaching Steps	Materials	Multimedia Resources
Share 15 minutes (p. 205)		
 <ul style="list-style-type: none"> • Pray the Scripture verse. • Read the text and share personal experiences about birthdays. • Do the writing, circling, and drawing activity. <p>Additional Activity</p> <ul style="list-style-type: none"> • Have a birthday party. 	<ul style="list-style-type: none"> • materials for prayer corner (p. 202C) or see Prayer Corner • pencils • crayons or markers <p>Additional Activity</p> <ul style="list-style-type: none"> • birthday decorations • cupcakes and juice <p>Activity Master 18a See Catechist Guide, page 202D.</p>	<p>Books</p> <ul style="list-style-type: none"> • <i>I Wanted to Know All About God</i> Virginia L. Kroll (William B. Eerdmans Publishing, 1994) The author presents an all-embracing view of a deity whose likes include children of different colors.
Hear & Believe 25 minutes (pp. 206-207)		
 <ul style="list-style-type: none"> • Discuss the illustration. • Read and discuss the Pentecost story. • Teach the doctrine in “Our Church Teaches.” • Discuss We Believe and review the Faith Word. <p>Additional Activity</p> <ul style="list-style-type: none"> • Create paper flames of fire. 	<ul style="list-style-type: none"> • CD player • outline of flame on white paper (one per child) • scissors • red crayons or markers • string or ribbon • hole puncher 	<p>Audio</p> <ul style="list-style-type: none"> • *BLEST ARE WE Scripture CD I, Track 16 <p>Books</p> <ul style="list-style-type: none"> • <i>The Coming of the Holy Spirit</i> Robert Baden (Concordia Publishing, 1992) Shares Jesus’ promise to send the Holy Spirit and the coming of the Holy Spirit on Pentecost.
Respond 20 minutes (pp. 208-210)		
 <ul style="list-style-type: none"> • Discuss the photograph. • Read and discuss the story about celebrating Pentecost. • Complete the coloring and circling activities. • Pray a silent prayer. <p>Additional Activity</p> <ul style="list-style-type: none"> • Draw ways to keep peace. 	<p>Additional Activity</p> <ul style="list-style-type: none"> • drawing paper • crayons or markers <p>Activity Master 18b See Catechist Guide, page 203.</p>	<p>Music</p> <ul style="list-style-type: none"> • “Laudate Dominum” (Unit 5 song, page 192) *BLEST ARE WE music CD I, track 6 *BLEST ARE WE Song Book #6 *Gather Comprehensive II Hymnal #528 • “Song over the Waters” Mediation track *BLEST ARE WE music CD I, track 8 • “Come, Holy Ghost” Rabanus Maurus, Louis Lambillotte, S.J. *Gather Comprehensive II Hymnal #472

* Distributed by Silver Burdett Ginn Religion

- Complete the **Chapter Review**, p. 211.
- Complete **Faith in Action** – Parish Ministry about Lectors, p. 212.
- Distribute the **Take Home Family Time** pages for the next chapter.

Chapter
19

The Church Helps the World

Learning Focus

This chapter will help the children

1. understand that our mission as Christians is to love and serve others.
2. realize that all the people in the world are our brothers and sisters.
3. discover ways Catholics help people around the world.

Faith Words

mission

Self-Evaluation




This session was

- one of the best
- pretty good
- in need of improvement

What worked out best was

For next time I would change

I will be sure to prepare for

Teaching Steps	Materials	Multimedia Resources
Share 15 minutes (p. 215)		
 <ul style="list-style-type: none"> • Pray the Scripture verse. • Read the text and discuss experiences about the children’s needs. • Complete the writing activity. <p>Additional Activity</p> <ul style="list-style-type: none"> • Decorate food bags. 	<ul style="list-style-type: none"> • materials for prayer corner (p. 212C) or see <u>Prayer Corner</u> • pencils <p>Additional Activity</p> <ul style="list-style-type: none"> • brown grocery bags • magazines • markers, scissors, and glue <p>Activity Master 19a See Catechist Guide, page 212D.</p>	<p>Books</p> <ul style="list-style-type: none"> • <i>Miss Fannie’s Hat</i> Jan Karon (Augsburg Fortress Publishers, 1998) Miss Fannie, at age 99, donates her favorite hat to help raise money at the church auction.
Hear & Believe 25 minutes (pp. 216-217)		
 <ul style="list-style-type: none"> • Discuss the illustration. • Read the text and discuss the Scripture story. • Teach the doctrine in “Our Church Teaches.” • Discuss We Believe and review the Faith Word. <p>Additional Activity</p> <ul style="list-style-type: none"> • Report on being apostles and helpers. 	<ul style="list-style-type: none"> • CD player <p>Additional Activity</p> <ul style="list-style-type: none"> • prepared oak-tag strips (one per child) with either the word apostle or helper on it • hole puncher • string or ribbon 	<p>Audio</p> <ul style="list-style-type: none"> • *BLEST ARE WE Scripture CD I, track 14 <p>Videos</p> <ul style="list-style-type: none"> • <i>Little Sparrow</i> (30 min.) (Precious Moments) Timmy the Angel must help two villages that are about to be stricken with illness.
Respond 20 minutes (pp. 218-220)		
 <ul style="list-style-type: none"> • Discuss the photograph. • Read and discuss the story about helping people around the world. • Do the drawing and writing activities. • Pray “yes” to God. <p>Additional Activity</p> <ul style="list-style-type: none"> • Learn about missionaries 	<ul style="list-style-type: none"> • crayons and markers • pencils • DVD player • TV monitor <p>Activity Master 19b See Catechist Guide, page 213.</p>	<p>Videos</p> <ul style="list-style-type: none"> • *DVD <i>Quick Clips</i> I, Segment 10 “Helping Others” <p>Music</p> <ul style="list-style-type: none"> • “Laudate Dominum” (Unit 5 song, page 192) • *BLEST ARE WE music CD I, track 6 • *BLEST ARE WE <i>Song Book #6</i> • *<i>Gather Comprehensive II</i> Hymnal #528 • “I Say “Yes,” Lord/Digo “Si,” Señor” • *BLEST ARE WE music CD 6, track 2 • *BLEST ARE WE <i>Song Book #28</i>

* Distributed by Silver Burdett Ginn Religion

- Complete the **Chapter Review**, p. 221.
- Complete **Faith in Action** – Parish Ministry about a Family Rosary Group, p. 222.
- Distribute the **Take Home Family Time** pages for the next chapter.

Chapter 20

We Pray with Holy Songs

Learning Focus

This chapter will help the children

1. discover that holy songs, or hymns, are prayers.
2. realize that when we sing with our hearts and voices, we pray twice.
3. learn about some of the times Catholics sing at Mass.

Faith Words

hymns

Self-Evaluation




This session was

- one of the best
- pretty good
- in need of improvement

What worked out best was

For next time I would change

I will be sure to prepare for

Teaching Steps	Materials	Multimedia Resources
Share 15 minutes (p. 225)		
 <ul style="list-style-type: none"> • Pray the Scripture verse. • Read the text and share experiences of singing. • Complete the writing activity. <p>Additional Activity</p> <ul style="list-style-type: none"> • Sing favorite songs. 	<ul style="list-style-type: none"> • materials for prayer corner (p. 222C) or see Prayer Corner • pencils <p>Activity Master 20a See Catechist Guide, page 222D.</p>	<p>Books</p> <ul style="list-style-type: none"> • <i>Sing a New Song: A Book of Psalms</i> Bijou Le Tord (William B. Eerdmans Publishing, 1997) Through the use of watercolor illustrations, the author introduces the young child to the psalms as holy songs.
Hear & Believe 25 minutes (pp. 226-227)		
 <ul style="list-style-type: none"> • Discuss the illustration. • Read and discuss the Scripture story about the first Christians. • Teach the doctrine in “Our Church Teaches.” • Discuss We Believe and review the Faith Word. <p>Additional Activity</p> <ul style="list-style-type: none"> • Write psalms. 	<ul style="list-style-type: none"> • CD player <p>Additional Activity</p> <ul style="list-style-type: none"> • writing paper • pencils • crayons or markers 	<p>Audio</p> <ul style="list-style-type: none"> • *BLEST ARE WE Scripture CD I, track 15 <p>Books</p> <ul style="list-style-type: none"> • <i>Psalm Twenty-Three</i> Tim Ladwig (illustrator) (William B. Eerdmans Publishing, 1997) Based on the psalm, this story shares a day in the lives of two African American children.
Respond 20 minutes (pp. 228-230)		
 <ul style="list-style-type: none"> • Discuss the photograph. • Read and discuss the story about singing at church. • Complete the writing and crossword puzzle activity. • Pray a psalm of praise and thanks. <p>Additional Activity</p> <ul style="list-style-type: none"> • Sing psalms. 	<ul style="list-style-type: none"> • pencils <p>Additional Activity</p> <ul style="list-style-type: none"> • CDs of psalms sung in church (optional) <p>Activity Master 20b See Catechist Guide, page 223.</p>	<p>Music</p> <ul style="list-style-type: none"> • “Laudate Dominum” (Unit 5 song, page 192) *BLEST ARE WE music CD I, track 6 *BLEST ARE WE Song Book #6 *Gather Comprehensive II Hymnal #528 • “Alleluia” (Unit 5 song, page 192) *BLEST ARE WE music CD 2, track 6 *BLEST ARE WE Song Book #11 *Gather Comprehensive II Hymnal #266

* Distributed by Silver Burdett Ginn Religion

- Complete the **Chapter Review**, p. 231.
- Complete **Faith in Action** – Parish Ministry about a Music Director, p. 232.