

Chapter
1

Our Church Welcomes Us

Learning Focus

This chapter will help the children

1. realize they are the People of God.
2. recognize that the Mass is a special meal celebrating God's love for all.
3. understand the need to be welcoming to others.

Faith Words

People of God

Self-Evaluation




This session was

- one of the best
- pretty good
- in need of improvement

What worked out best was

For next time I would change

I will be sure to prepare for

Teaching Steps	Materials	Multimedia Resources
Share 15 minutes (p. 27)		
 <ul style="list-style-type: none"> • Pray Eucharistic Prayer. • Read and discuss things the children do in various communities. • Complete the activity. <p>Additional Activity</p> <ul style="list-style-type: none"> • Choose favorite community activities. 	<ul style="list-style-type: none"> • materials for prayer corner (p. 24C) or see <u>Prayer Corner</u>. • crayons or markers. <p>Activity Master 1a See Catechist Guide p24D.</p>	<p>Books</p> <ul style="list-style-type: none"> • <i>Lester's Dog</i> Karen Hesse; illustrated by Nancy Carpenter (Crown Publications 1993) A young boy and his deaf playmate rescue a kitten, face a mean dog, and meet a neighbor who also needs help.
Hear & Believe 25 minutes (pp. 28-29)		
 <ul style="list-style-type: none"> • Discuss the illustration. • Read and discuss the Scripture story about Jesus having dinner at Levi's house. • Teach the doctrine in "Our Church Teaches." • Discuss We Believe and review the Faith Word. <p>Additional Activity</p> <ul style="list-style-type: none"> • Practice the skills of hospitality. 	<ul style="list-style-type: none"> • CD player <p>Additional Activity</p> <ul style="list-style-type: none"> • props for role-play 	<p>Audio</p> <ul style="list-style-type: none"> • *BLEST ARE WE Scripture CD 2, track 1 <p>Videos</p> <ul style="list-style-type: none"> • <i>Somebody Loves You, Mr. Hatch</i> Eileen Spinelli (Simon & Schuster Inc., 1992) A special gift—a box of Valentine chocolates—changes Mr. Hatch's world and brings friends into his life.
Respond 20 minutes (pp. 30-32)		
 <ul style="list-style-type: none"> • Discuss the photograph. • Read and discuss the story about immigrants. • Do the activities. • Pray "A Prayer of Thanksgiving." • Make a poster. <p>Additional Activity</p> <ul style="list-style-type: none"> • Role-play the story. 	<ul style="list-style-type: none"> • crayons or colored markers • slips of paper • tape <p>Additional Activity</p> <ul style="list-style-type: none"> • props for role-playing <p>Activity Master 1b See Catechist Guide p25.</p>	<p>Music</p> <ul style="list-style-type: none"> • "You Have Put On Christ" (Unit 1 song, page 24) BLEST ARE WE music CD 2, track 2 BLEST ARE WE Song Book #7 • "Song of the Body of Christ" BLEST ARE WE music CD 4, track 6 BLEST ARE WE Song Book #21 • "We Are God's People" David Haas

- Complete the **Chapter Review**, p. 33.
- Complete the **Faith in Action** – Parish Ministry about Caring and Sharing, p. 34.
- Distribute the **Take Home Family Time** pages for this and the next chapter.

Chapter
2

We Belong to the Church

Learning Focus

This chapter will help the children

1. learn about the effects of Baptism.
2. understand that they are the children of God.
3. identify the signs of the Sacrament of Baptism.

Faith Words

Sacraments
Original Sin

Self-Evaluation




This session was

- one of the best
- pretty good
- in need of improvement

What worked out best was

For next time I would change

I will be sure to prepare for

Teaching Steps	Materials	Multimedia Resources
Share 15 minutes (p. 37)		
 <ul style="list-style-type: none"> • Pray the Scripture verse. • Read and share the names of groups to which the children belong. • Complete the activity. <p>Additional Activity</p> <ul style="list-style-type: none"> • Draw the parish church. 	<ul style="list-style-type: none"> • materials for prayer corner (p. 34C) or see <u>Prayer Corner</u>. • pencils or pens <p>Activity Master 2a See Catechist Guide p34D.</p>	<p>Books</p> <ul style="list-style-type: none"> • <i>Goose</i> Molly Bang (Scholastic, Inc., 1999) A baby goose feels like an outsider, even though the family of woodchucks who raise her adore her.
Hear & Believe 25 minutes (pp. 38-39)		
 <ul style="list-style-type: none"> • Discuss the illustration. • Read and discuss the four signs for Baptism. • Teach the doctrine in "Our Church Teaches." • Discuss We Believe and review the Faith Words. <p>Additional Activity</p> <ul style="list-style-type: none"> • Create Baptism posters. 	<ul style="list-style-type: none"> • DVD player • TV monitor <p>Additional Activity</p> <ul style="list-style-type: none"> • crayons or colored markers • poster paper • decorating materials • tape 	<p>Videos</p> <ul style="list-style-type: none"> • *DVD <i>Quick Clips</i> I, Segment 1 "Baptism" <p>Books</p> <ul style="list-style-type: none"> • <i>A Peek Into My Church</i> Wendy Goody and Veronica Kelly (Whippersnapper Books, 1999) Through the eyes of Liddy, who is very happy to belong to a Catholic family, children can learn about essential Catholic beliefs and rituals, including Baptism.
Respond 20 minutes (pp. 40-42)		
 <ul style="list-style-type: none"> • Discuss the photograph. • Read and discuss the story about twins being baptized. • Do the puzzle activity. • Pray "A Prayer of Petition." • Close the prayer service with a song. <p>Additional Activity</p> <ul style="list-style-type: none"> • Draw Baptism candles. 	<ul style="list-style-type: none"> • CD player <p>Additional Activity</p> <ul style="list-style-type: none"> • drawing paper • crayons or colored markers <p>Activity Master 2b See Catechist Guide p35.</p>	<p>Music</p> <ul style="list-style-type: none"> • "You Have Put On Christ" (Unit 1 song, page 24) BLEST ARE WE music CD 2, track 2 BLEST ARE WE Song Book #7 • "Song of the Body of Christ" BLEST ARE WE music CD 4, track 6 BLEST ARE WE Song Book #21 • "We Are God's People" David Haas

- Complete the **Chapter Review**, p. 43.
- Complete the **Faith in Action** – Parish Ministry about godparents, p. 44.
- Distribute the **Take Home Family Time** pages for this and the next chapter.

Chapter
3

Our Church Shows Us How to Live




Learning Focus

This chapter will help the children

1. realize that they are called to be good and holy.
2. learn about the lives of saints who helped others.
3. discover ways to show their love for others.

Faith Words

saints
holy

Teaching Steps	Materials	Multimedia Resources
Share 15 minutes (p. 47)		
 <ul style="list-style-type: none"> • Pray the Scripture verse. • Read and discuss the text and share names of heroes the children know. • Complete the activity and act out the stories. <p>Additional Activity</p> <ul style="list-style-type: none"> • Pantomime heroes 	<ul style="list-style-type: none"> • materials for prayer corner (p. 44C) or see <u>Prayer Corner</u>. • pencils or pens <p>Activity Master 3a See Catechist Guide p44D.</p>	<p>Books</p> <ul style="list-style-type: none"> • <i>Good Griselle</i> Jane Yolen; illustrated by David Christina (Harcourt Brace & Co., 1994) In a haunting story of goodness, evil gargoyles on the cathedral bet the stone angels that the good Griselle cannot love an ugly child.
Hear & Believe 25 minutes (pp. 48-49)		
 <ul style="list-style-type: none"> • Discuss the illustration. • Read and discuss the Scripture story of the Good Samaritan. • Teach the doctrine in "Our Church Teaches." • Discuss We Believe and review the Faith Words. <p>Additional Activity</p> <ul style="list-style-type: none"> • Create a Good Samaritan storyboard. 	<p>Additional Activity</p> <ul style="list-style-type: none"> • sheets of drawing paper • crayons or colored markers • tape • CD player 	<p>Audio</p> <ul style="list-style-type: none"> • *BLEST ARE WE Scripture CD 2, track 2 <p>Videos</p> <ul style="list-style-type: none"> • <i>Compassion</i> (30 min.) "Adventures from the Book of Virtues" series (Oblate Media & Communications) This is a delightful cross-cultural mix of classic stories. <i>Compassion</i> features "The Good Samaritan."
Respond 20 minutes (pp. 50-52)		
 <ul style="list-style-type: none"> • Discuss the illustrations. • Read and discuss the stories about four saints. • Draw pictures of heroes. • Pray "A Litany Prayer." <p>Additional Activity</p> <ul style="list-style-type: none"> • Choose ways to be holy. 	<ul style="list-style-type: none"> • crayons or colored markers <p>Additional Activity</p> <ul style="list-style-type: none"> • drawing paper • crayons or colored markers <p>Activity Master 3b See Catechist Guide p45.</p>	<p>Videos</p> <ul style="list-style-type: none"> • *DVD <i>Quick Clips 2</i>, Segment 2 "Mary Trusts God" <p>Music</p> <ul style="list-style-type: none"> • "You Have Put On Christ" (Unit 1 song, page 24) BLEST ARE WE music CD 2, track 2 BLEST ARE WE Song Book #7 • "A Litany of Saints" Rory Cooney (GIA) BLEST ARE WE music CD 5, track 9 • "Litany of the Saints" (Use a setting sung in your parish.)

Self-Evaluation

This session was

- one of the best
 pretty good
 in need of improvement

What worked out best was

For next time I would change

I will be sure to prepare for

- Complete the **Chapter Review**, p. 53.
- Complete the **Faith in Action** – Parish Ministry about Helping Hands Ministry, p. 54.
- Distribute the **Take Home Family Time** pages for this and the next chapter.

Chapter
4

We Praise and Thank God




Learning Focus

This chapter will help the children

1. appreciate how singing sacred music is a form of prayer.
2. recognize prayers of praise and thanks.
3. compose short prayers of praise and thanks.

Faith Words

praise
prayer

Teaching Steps	Materials	Multimedia Resources
 Share 15 minutes (p. 57)		
<ul style="list-style-type: none"> • Pray the Scripture verse. • Read and discuss blessings in the children’s lives for which they give thanks. • Complete the activity. <p>Additional Activity</p> <ul style="list-style-type: none"> • Create a “thanksgiving” basket. 	<ul style="list-style-type: none"> • materials for prayer corner (p. 54C) or see <u>Prayer Corner</u>. • pencils or pens <p>Additional Activity</p> <ul style="list-style-type: none"> • basket • animal or goldfish crackers <p>Activity Master 4a See Catechist Guide p54D.</p>	<p>Books</p> <ul style="list-style-type: none"> • <i>A Picnic in October</i> Eve Bunting; illustrated by Nancy Carpenter (Harcourt Brace & Co., 1999) Tony thinks it’s dumb to have a picnic in October, especially on Liberty Island. But that’s before he discovers what the Statue of Liberty means to Grandma. It is a moment of praise and thanks.
 Hear & Believe 25 minutes (pp. 58-59)		
<ul style="list-style-type: none"> • Discuss the illustration. • Read and discuss the psalm about giving praise to God. • Teach the doctrine in “Our Church Teaches.” • Discuss We Believe and review the Faith Words. <p>Additional Activity</p> <ul style="list-style-type: none"> • Write a group prayer of praise. 	<ul style="list-style-type: none"> • CD player <p>Additional Activity</p> <ul style="list-style-type: none"> • rhythm instruments for role-playing 	<p>Audio</p> <ul style="list-style-type: none"> • *BLEST ARE WE Scripture CD 2, track 3 <p>Books</p> <ul style="list-style-type: none"> • <i>Come On, Rain!</i> Karen Hesse; pictures by Jon J. Muth (Scholastic, Inc., 1999) In this prose poem a little girl prays for rain. When rain falls, she and her friends dance in it and enjoy the blessing of its sweetness.
 Respond 20 minutes (pp. 60-62)		
<ul style="list-style-type: none"> • Discuss the photograph. • Read and discuss the story. • Do the signing and coloring activities. <p>Additional Activity</p> <ul style="list-style-type: none"> • Make praise prayer cards. 	<ul style="list-style-type: none"> • crayons or colored markers • <i>Song book</i> <p>Activity Master 4b See Catechist Guide p55.</p>	<p>Music</p> <ul style="list-style-type: none"> • “You Have Put On Christ” (Unit 1 song, page 24) BLEST ARE WE music CD 2, track 2 • BLEST ARE WE Song Book #7 • “All You Works of God” BLEST ARE WE music CD 4, track 2 • BLEST ARE WE Song Book #17 • “Gloria” (Use a setting sung in your parish.)

Self-Evaluation

This session was

- one of the best
- pretty good
- in need of improvement

What worked out best was

For next time I would change

I will be sure to prepare for

- Complete the **Chapter Review**, p. 63.
- Complete the **Faith in Action** – Parish Ministry about a Song Leader, p. 64.
- Distribute the **Take Home Family Time** pages for this and the next chapter.