

Chapter
13

Sacraments in the Church

Learning Focus

This chapter will help the children

1. relate the seven sacraments to the moral life of the Church.
2. learn how the Church carries out Christ's mission in the world.
3. identify ways in which the sacraments nourish and strengthen us.

Faith Words

Body of Christ
sacraments

Self-Evaluation




This session was

- one of the best
- pretty good
- in need of improvement

What worked out best was

For next time I would change

I will be sure to prepare for

Teaching Steps	Materials	Multimedia Resources
Share 15 minutes (p. 153)		
 <ul style="list-style-type: none"> • Pray the Scripture verse. • Read the text and discuss personal experiences. • Complete the role-playing activity. <p>Additional Activity</p> <ul style="list-style-type: none"> • Make pictures or symbols of talents. 	<ul style="list-style-type: none"> • materials for prayer corner (p.150C) or see <u>Prayer Corner</u> • pens or pencils <p>Additional Activity</p> <ul style="list-style-type: none"> • construction paper • scissors • markers or crayons • large poster paper • glue <p>Activity Master 13a See Catechist Guide, page 150D.</p>	<p>Books</p> <ul style="list-style-type: none"> • <i>The Legend of the Nine Talents</i> Joan Hutson (Pauline Books & Media, 1992) In this story, a young boy learns how people can join together to share their talents.
Hear & Believe 25 minutes (pp. 154-155)		
 <ul style="list-style-type: none"> • Discuss the illustration. • Read and discuss the Scripture story. • Teach the doctrine in “Our Church Teaches.” • Discuss We Believe and review the Faith Words. <p>Additional Activity</p> <ul style="list-style-type: none"> • Write words that show unity. 	<ul style="list-style-type: none"> • CD player <p>Additional Activity</p> <ul style="list-style-type: none"> • drawing paper • felt-tip markers or crayons 	<p>Audio</p> <ul style="list-style-type: none"> • *BLEST ARE WE Scripture CD 4, track 10 <p>Videos</p> <ul style="list-style-type: none"> • <i>Sacraments for Children</i> (60 min.) (Oblate Media & Communication) This video provides an over-view of the seven sacraments. Can view separate sacraments.
Respond 20 minutes (pp. 156-158)		
 <ul style="list-style-type: none"> • Read and discuss the opening sentence. • Do the activities. • Pray “A Prayer for the Body of Christ.” <p>Additional Activity</p> <ul style="list-style-type: none"> • Draw picture clues for the sacraments. 	<ul style="list-style-type: none"> • colored pencils, markers, or crayons • chalk • instrumental music <p>Additional Activity</p> <ul style="list-style-type: none"> • chalk • names of sacraments on strips of paper • paper or plastic grab bag <p>Activity Master 13b See Catechist Guide, page 151.</p>	<p>Music</p> <ul style="list-style-type: none"> • “Hands of Healing” (Unit 4 song, page 150) *BLEST ARE WE Music CD 4, track 5 *BLEST ARE WE Song Book #20 *Gather Comprehensive II Hymnal #845 • “We Are One” *BLEST ARE WE Music CD 3, track 2 *BLEST ARE WE Song Book #12 *Gather Comprehensive II Hymnal #107

* Distributed by Silver Burdett Ginn Religion

- Complete the **Chapter Review**, p. 159.
- Complete **Faith in Action** – The Parish Liturgy Committee, p. 160.
- Distribute the **Take Home Family Time** pages for the next chapter.

Chapter
14

The Sacrament of Reconciliation

Learning Focus

This chapter will help the children

1. discuss the consequences of making selfish choices.
2. learn about the Sacrament of Reconciliation.
3. review the steps of the Sacrament of Reconciliation and make an examination of conscience.

Faith Words

mortal sin
venial sin
absolution

Self-Evaluation




This session was

- one of the best
- pretty good
- in need of improvement

What worked out best was

For next time I would change

I will be sure to prepare for

Teaching Steps	Materials	Multimedia Resources
Share 15 minutes (p. 163)		
 <ul style="list-style-type: none"> Pray the liturgical verse from the Rite of Penance. Read the text and discuss personal experiences. Complete writing activity. <p>Additional Activity</p> <ul style="list-style-type: none"> Discuss selfish and unselfish choices. 	<ul style="list-style-type: none"> materials for prayer corner (p.160C) or see <u>Prayer Corner</u> pens or pencils <p>Activity Master 14a See Catechist Guide, page 160D.</p>	<p>Books</p> <ul style="list-style-type: none"> <i>French Fry Forgiveness</i> Nancy S. Levene (ChariotVictor Pub., 1999) In this book, Alex seeks God's help in trying to forgive a troublemaker on her swim team.
Hear & Believe 25 minutes (pp. 164-165)		
 <ul style="list-style-type: none"> Discuss the photograph. Read and discuss the text about Reconciliation. Teach the doctrine in "Our Church Teaches." Discuss We Believe and review the Faith Words. <p>Additional Activity</p> <ul style="list-style-type: none"> Draw pictures of Jesus the Healer. 	<p>Additional Activity</p> <ul style="list-style-type: none"> drawing paper crayons 	<p>Videos</p> <ul style="list-style-type: none"> <i>Ricky's First Reconciliation</i> (10 min.) (Twenty-Third Publications) In this video, Ricky learns about the steps involved in celebrating the Sacrament of Reconciliation.
Respond 20 minutes (pp. 166-168)		
 <ul style="list-style-type: none"> Discuss the illustration. Read and discuss the saint story. Do the activity. Pray "An Examination of Conscience." <p>Additional Activity</p> <ul style="list-style-type: none"> Make R-E-C-O-N-C-I-L-I-A-T-I-O-N acrostics. 	<ul style="list-style-type: none"> instrumental music CD player DVD player TV monitor <p>Additional Activity</p> <ul style="list-style-type: none"> paper pencils or pens <p>Activity Master 14b See Catechist Guide, page 161.</p>	<ul style="list-style-type: none"> *DVD <i>Quick Clips 4 Segment 7</i> "Breaking the Pattern of Violence" <p>Music</p> <ul style="list-style-type: none"> "Hands of Healing" (Unit 4 song, page 150) *BLEST ARE WE Music CD 4, track 5 *BLEST ARE WE <i>Song Book #20</i> *<i>Gather Comprehensive II</i> Hymnal #845 "Be Merciful, O Lord" *BLEST ARE WE Music CD 2, track 3 *BLEST ARE WE <i>Song Book #8</i> *<i>Gather Comprehensive II</i> Hymnal #744

* Distributed by Silver Burdett Ginn Religion

- Complete the **Chapter Review**, p. 169.
- Complete **Faith in Action** – Anointing the Sick and Ministry to the Infirm, p. 170.
- Distribute the **Take Home Family Time** pages for the next chapter.

Chapter
15

The Commandments and Forgiveness

Learning Focus

This chapter will help the children

1. examine ways that people can reconcile and forgive.
2. learn the seventh through tenth commandments.
3. apply ways we can make good moral decisions.

Faith Words

conscience
moral decisions

Self-Evaluation




This session was

- one of the best
- pretty good
- in need of improvement

What worked out best was

For next time I would change

I will be sure to prepare for

Teaching Steps	Materials	Multimedia Resources
Share 15 minutes (p. 173)		
 <ul style="list-style-type: none"> • Pray the liturgical verse. • Read the text and discuss personal experiences. • Complete the forgiveness activity. <p>Additional Activity</p> <ul style="list-style-type: none"> • Write dialogues to express sorrow. 	<ul style="list-style-type: none"> • materials for prayer corner (p.170C) or see <u>Prayer Corner</u> • pens or pencils <p>Additional Activity</p> <ul style="list-style-type: none"> • paper • pencils or pens <p>Activity Master 15a See Catechist Guide, page 170D.</p>	<p>Books</p> <ul style="list-style-type: none"> • <i>The Book of Changes: Stories</i> Tim Wynne-Jones (Orchard Books, 1995) This collection of short stories teaches children how to cope with everyday situations such as dealing with bullies.
Hear & Believe 25 minutes (pp. 174-175)		
 <ul style="list-style-type: none"> • Discuss the illustration. • Read and discuss the Scripture story. • Teach the doctrine in “Our Church Teaches.” • Discuss We Believe and review the Faith Words. <p>Additional Activity</p> <ul style="list-style-type: none"> • Complete the Beatitudes activity. 	<ul style="list-style-type: none"> • CD player 	<p>Audio</p> <ul style="list-style-type: none"> • *BLEST ARE WE Scripture CD 4, track 11 <p>Videos</p> <ul style="list-style-type: none"> • *The Gospel Alive Videos for Children: The Forgiving Father (15 min.) (Silver Burdett Ginn Religion) This familiar Scripture story helps the children learn about God’s great compassion and forgiveness.
Respond 20 minutes (pp. 176-178)		
 <ul style="list-style-type: none"> • Discuss the illustrations. • Read and discuss the moral decision text. • Complete the activities. • Pray “A Prayer for Forgiveness.” <p>Additional Activity</p> <ul style="list-style-type: none"> • Role-play moral dilemmas. 	<ul style="list-style-type: none"> • DVD player • TV monitor <p>Activity Master 15b See Catechist Guide, page 171.</p>	<ul style="list-style-type: none"> • *DVD Quick Clips 4 Segment 8 “Jeff’s Puzzling Problem” <p>Music</p> <ul style="list-style-type: none"> • “Hands of Healing” (Unit 4 song, page 150) *BLEST ARE WE Music CD 4, track 5 *BLEST ARE WE Song Book #20 *Gather Comprehensive II Hymnal #845 • “Kyrie” *GIFTS FOR A LIFETIME CD, track 11 *GIFTS FOR A LIFETIME Song Book #3 • “Save Your People” *GIFTS FOR A LIFETIME CD, track 8 *GIFTS FOR A LIFETIME Song Book #30

* Distributed by Silver Burdett Ginn Religion

- Complete the **Chapter Review**, p. 179.
- Complete **Faith in Action** – The Parish Pastoral Council, page 180.
- Distribute the **Take Home Family Time** pages for the next chapter.

Chapter
16

The Commandments and Praying for Forgiveness

Learning Focus

This chapter will help the children

1. identify ways we can follow Jesus' example of forgiveness.
2. discover ways we grow closer to God by living the seventh through tenth commandments.
3. pray a prayer of forgiveness using Scripture.

Faith Words

parable
peace

Self-Evaluation




This session was

- one of the best
- pretty good
- in need of improvement

What worked out best was

For next time I would change

I will be sure to prepare for

Teaching Steps	Materials	Multimedia Resources
Share 15 minutes (p. 183)		
 <ul style="list-style-type: none"> • Pray the Scripture verse. • Read the text and discuss personal experiences. • Complete the activity. <p>Additional Activity</p> <ul style="list-style-type: none"> • Create a card expressing sorrow for a hurt you caused. 	<ul style="list-style-type: none"> • materials for prayer corner (p.180C) or see <u>Prayer Corner</u> • pencils or pens <p>Additional Activity</p> <ul style="list-style-type: none"> • construction paper • markers • glue • glitter <p>Activity Master 16a See Catechist Guide, page 180D.</p>	<p>Books</p> <ul style="list-style-type: none"> • <i>The Parables of Jesus</i> Tommy DePaola (Holiday House, 1995) In this book, several parables, including The Lost Sheep and The Prodigal Son, are written for children to enjoy and appreciate.
Hear & Believe 25 minutes (pp. 184-185)		
 <ul style="list-style-type: none"> • Discuss the illustration. • Read and discuss the Scripture story. • Teach the doctrine in "Our Church Teaches." • Discuss We Believe and review the Faith Words. <p>Additional Activity</p> <ul style="list-style-type: none"> • Create a slide show about "The Unforgiving Servant." 	<ul style="list-style-type: none"> • CD player <p>Additional Activity</p> <ul style="list-style-type: none"> • tape • markers or crayons • white poster paper 	<p>Audio</p> <ul style="list-style-type: none"> • *BLEST ARE WE Scripture CD 4, track 12 <p>Videos</p> <ul style="list-style-type: none"> • <i>The Great Storyteller</i> (30 min.) (Oblate Media & Communication) In this video, New Testament stories, such as the one in which Jesus heals the leper, come alive for children.
Respond 20 minutes (pp. 186-188)		
 <ul style="list-style-type: none"> • Read and discuss text about the commandments. • Do the activities. • Pray "A Prayer for Peace." <p>Additional Activity</p> <ul style="list-style-type: none"> • Make a bookmark about peace. 	<ul style="list-style-type: none"> • Bibles <p>Additional Activity</p> <ul style="list-style-type: none"> • construction paper • scissors • colored pencils or markers • glue • glitter <p>Activity Master 16b See Catechist Guide, page 181.</p>	<p>Music</p> <ul style="list-style-type: none"> • "Hands of Healing" (Unit 4 song, page 150) *BLEST ARE WE Music CD 4, track 5 *BLEST ARE WE Song Book #20 *Gather Comprehensive II Hymnal #845 • "Be Merciful, O Lord" *BLEST ARE WE Music CD 2, track 3 *BLEST ARE WE Song Book #8 *Gather Comprehensive II Hymnal #744 • "Forgive Our Sins" Rosamund Herklots *Gather Comprehensive II Hymnal #848

* Distributed by Silver Burdett Ginn Religion

- Complete the **Chapter Review**, p. 189.
- Complete **Faith in Action** – The Ministry of Lector, p. 190.
- Distribute the **Take Home Family Time** pages for the next chapter.