

Chapter 17

God Gives Us the Holy Spirit

Learning Focus

This chapter will help the children

1. understand that the Holy Spirit is helper, guide, and teacher.
2. consider the gifts mentioned in the Scripture passage.
3. identify and appreciate individual gifts.

Faith Words

spiritual gifts

Self-Evaluation




This session was

- one of the best
- pretty good
- in need of improvement

What worked out best was

For next time I would change

I will be sure to prepare for

Teaching Steps	Materials	Multimedia Resources
Share 15 minutes (p. 195)		
 <ul style="list-style-type: none"> • Pray the Scripture verse. • Read and discuss ways to use gifts to help others. • Complete the activity about individual gifts. <p>Additional Activity</p> <ul style="list-style-type: none"> • Pantomime gifts. 	<ul style="list-style-type: none"> • materials for prayer corner (p.192C) or see <u>Prayer Corner</u> • pencils or pens <p>Additional Activity</p> <ul style="list-style-type: none"> • props for pantomime <p>Activity Master 17a See Catechist Guide, page 192D.</p>	<p>Books</p> <ul style="list-style-type: none"> • <i>The Boy Who Lived with the Seals</i> Rafe Martin; illustrated by David Shannon (Penguin Putnam Inc., 1993) In a Chinook legend from Northwest Native Americans, a young boy disappears. Years later, his people find him swimming among seals.
Hear & Believe 25 minutes (pp. 196-197)		
 <ul style="list-style-type: none"> • Discuss the illustration. • Read and discuss Paul's letter to the Corinthians. • Teach the doctrine in "Our Church Teaches." • Discuss We Believe and review the Faith Words. <p>Additional Activity</p> <ul style="list-style-type: none"> • Make cards of healing. 	<ul style="list-style-type: none"> • CD player • DVD player • TV monitor <p>Additional Activity</p> <ul style="list-style-type: none"> • pencils or pens • drawing paper • crayons or markers 	<p>Audio</p> <ul style="list-style-type: none"> • *BLEST ARE WE Scripture CD 2, track 13 <p>Videos</p> <ul style="list-style-type: none"> • *DVD Quick Clips 2, Segment 9 "Prayer for the Spirit" • <i>Faith</i> "Adventures from the Book of Virtues" series (30 min.) (Oblate Media & Communication) Stories about faith
Respond 20 minutes (pp. 198-200)		
 <ul style="list-style-type: none"> • Discuss the illustration. • Read and discuss the story about using gifts. • Color the symbols and complete a checklist. • Pray "A Prayer to the Holy Spirit." <p>Additional Activity</p> <ul style="list-style-type: none"> • Create story strips about gifts. 	<ul style="list-style-type: none"> • crayons or markers <p>Additional Activity</p> <ul style="list-style-type: none"> • drawing paper • crayons or markers <p>Activity Master 17b See Catechist Guide, page 193.</p>	<p>Videos</p> <ul style="list-style-type: none"> • *DVD Quick Clips 2, Segment 10 "A Gift for Ralph" <p>Music</p> <ul style="list-style-type: none"> • "Alleluia" (Unit 5 song, page 192) • *BLEST ARE WE music CD 2, track 6 • *BLEST ARE WE Song Book #1 I • *Gather Comprehensive II Hymnal #266

* Distributed by Silver Burdett Ginn Religion

- Complete the **Chapter Review**, p. 201.
- Complete **Faith in Action** – Parish Ministry about Pastoral Assistants, p. 202.
- Distribute the **Take Home Family Time** pages for the next chapter.

Chapter 18

We Celebrate Peace and Service

Learning Focus

This chapter will help the children

1. become familiar with the Sign of Peace exchanged during Mass.
2. understand the obligation to be active members of their church community.
3. recognize that Holy Orders and Matrimony are Sacraments at the Service of Communion.

Faith Words

Holy Orders
Matrimony

Self-Evaluation




This session was

- one of the best
- pretty good
- in need of improvement

What worked out best was

For next time I would change

I will be sure to prepare for

Teaching Steps	Materials	Multimedia Resources
Share 15 minutes (p. 205)		
 <ul style="list-style-type: none"> • Pray the Scripture verse. • Read the text and discuss ways to greet others. • Demonstrate greeting others without using words. <p>Additional Activity</p> <ul style="list-style-type: none"> • Make finger puppets. 	<ul style="list-style-type: none"> • materials for prayer corner (p.202C) or see <u>Prayer Corner</u> • pencils or pens <p>Additional Activity</p> <ul style="list-style-type: none"> • lightweight paper • scissors • tape • crayons or markers <p>Activity Master 18a See Catechist Guide, page 202D.</p>	<p>Books</p> <ul style="list-style-type: none"> • <i>Peace Begins with You</i> Katherine Scholes et al. (Sierra Club Books, 1994) Book emphasizes how courage, strength, and responsibility are needed to achieve peace in life.
Hear & Believe 25 minutes (pp. 206-207)		
 <ul style="list-style-type: none"> • Discuss the illustration. • Read and discuss the liturgy story about the Sign of Peace. • Teach the doctrine in “Our Church Teaches.” • Discuss We Believe and review the Faith Words. <p>Additional Activity</p> <ul style="list-style-type: none"> • Create a drawing or story about service. 	<ul style="list-style-type: none"> • chalk <p>Additional Activity</p> <ul style="list-style-type: none"> • drawing paper • crayons or markers • pencils or pens 	<p>Videos</p> <ul style="list-style-type: none"> • Sacraments for Children (60 min.) (Oblate Media & Communication) Among eight vignettes are ones for Matrimony and Holy Orders.
Respond 20 minutes (pp. 208-210)		
 <ul style="list-style-type: none"> • Discuss the illustration. • Read and discuss the story about Pope Benedict XVI. • Complete the activities about peace and the sacraments of service. • Create “hands of service.” • Pray “A Prayer of Thanks.” <p>Additional Activity</p> <ul style="list-style-type: none"> • Create a service booklet. 	<ul style="list-style-type: none"> • CD player • drawing paper • crayons or markers • paper • scissors • tape <p>Activity Master 18b See Catechist Guide, page 203.</p>	<p>Music</p> <ul style="list-style-type: none"> • “Alleluia” (Unit 5 song, page 192) *BLEST ARE WE music CD 2, track 6 *BLEST ARE WE Song Book #1 I *Gather Comprehensive II Hymnal #266 • “Give Us Your Peace” *BLEST ARE WE Junior High CD, track 9 *BLEST ARE WE Song Book #4 I *Gather Comprehensive II Hymnal #722

* Distributed by Silver Burdett Ginn Religion

- Complete the **Chapter Review**, p. 211.
- Complete **Faith in Action** – Parish Ministry about Ushers, p. 212.
- Distribute the **Take Home Family Time** pages for the next chapter.

Chapter
19

We Work for Peace and Justice

Learning Focus

This chapter will help the children

1. understand the concepts of peace and justice.
2. realize that Jesus taught his followers to treat others fairly and respectfully.
3. identify actions to promote peace and justice.

Faith Words

peace
justice

Self-Evaluation




This session was

- one of the best
- pretty good
- in need of improvement

What worked out best was

For next time I would change

I will be sure to prepare for

Teaching Steps	Materials	Multimedia Resources
Share 15 minutes (p. 215)		
 <ul style="list-style-type: none"> • Pray the Scripture verse. • Read the text and discuss things that are unfair in the world. • Answer questions about fair and unfair actions. <p>Additional Activity</p> <ul style="list-style-type: none"> • Create a collage. 	<ul style="list-style-type: none"> • materials for prayer corner (p.212C) or see <u>Prayer Corner</u> • pencils or pens <p>Additional Activity</p> <ul style="list-style-type: none"> • magazines • scissors • glue sticks • crayons or markers <p>Activity Master 19a See Catechist Guide, page 212D.</p>	<p>Books</p> <ul style="list-style-type: none"> • <i>*Stargone John</i> Ellen Kindt McKenzie (Henri Holt & Co., Inc., 1992) Discover how a blind retired teacher helps a shy child learn to read.
Hear & Believe 25 minutes (pp. 216-217)		
 <ul style="list-style-type: none"> • Discuss the illustration. • Read and discuss the story about the early Christians. • Teach the doctrine in “Our Church Teaches.” • Discuss We Believe and review the Faith Words. <p>Additional Activity</p> <ul style="list-style-type: none"> • Create a group poem. 	<ul style="list-style-type: none"> • CD player 	<p>Audio</p> <ul style="list-style-type: none"> • <i>*BLEST ARE WE Scripture CD 2</i>, track 14 <p>Videos</p> <ul style="list-style-type: none"> • <i>Founders</i> “Saints’ Gallery of Heaven’s Heroes” Series (35 min.) (Oblate Media & Communication) Includes Saint Francis of Assisi, who loved all of God’s creation
Respond 20 minutes (pp. 218-220)		
 <ul style="list-style-type: none"> • Discuss the photograph. • Read and discuss the four peacemakers. • Learn to sign a Scripture verse about peace. • Pray “A Signing Prayer.” <p>Additional Activity</p> <ul style="list-style-type: none"> • Create peacemaking dioramas. 	<p>Additional Activity</p> <ul style="list-style-type: none"> • shoe boxes • tape • drawing and construction paper • scissors • decorating materials <p>Activity Master 19b See Catechist Guide, page 213.</p>	<p>Music</p> <ul style="list-style-type: none"> • “Alleluia” (Unit 5 song, page 192) <i>*BLEST ARE WE music CD 2</i>, track 6 <i>*BLEST ARE WE Song Book #1 I</i> <i>*Gather Comprehensive II Hymnal #266</i> • “Blest Are They” <i>*BLEST ARE WE music CD 4</i>, track 3 <i>*BLEST ARE WE Song Book #18</i> <i>*Gather Comprehensive II Hymnal #636</i>

* Distributed by Silver Burdett Ginn Religion

- Complete the **Chapter Review**, p. 221.
- Complete **Faith in Action** – Parish Ministry about a Parish Secretary, p. 222.
- Distribute the **Take Home Family Time** pages for the next chapter.

Chapter
20

We Go Forth in the Spirit

Learning Focus

This chapter will help the children

1. realize that they can offer prayers of blessing to God and ask God to bless others.
2. recognize that the Holy Spirit guides each person to serve others.
3. compose prayers of blessing.

Faith Words

bless
blessing

Self-Evaluation




This session was

- one of the best
- pretty good
- in need of improvement

What worked out best was

For next time I would change

I will be sure to prepare for

Teaching Steps	Materials	Multimedia Resources
Share 15 minutes (p. 225)		
 <ul style="list-style-type: none"> • Pray the Scripture verse. • Read the text and talk about the five senses. • Choose favorite sights, sounds, tastes, touches, and smells. <p>Additional Activity</p> <ul style="list-style-type: none"> • Match senses with items. 	<ul style="list-style-type: none"> • materials for prayer corner (p.222C) or see <u>Prayer Corner</u> • chalk • pencils or pens <p>Activity Master 20a See Catechist Guide, page 222D.</p>	<p>Books</p> <ul style="list-style-type: none"> • <i>Kevin and His Dad</i> Irene Smalls-Hector; illustrated by Michael Hays (Little, Brown & Co., Inc., 1999) An African American father and son bless one another as they “hang out” together.
Hear & Believe 25 minutes (pp. 226-227)		
 <ul style="list-style-type: none"> • Discuss the illustration. • Read and discuss the Scripture story about Moses, Aaron, and God’s blessing. • Teach the doctrine in “Our Church Teaches.” • Discuss We Believe and review the Faith Words. <p>Additional Activity</p> <ul style="list-style-type: none"> • Create a blessing acrostic. 	<ul style="list-style-type: none"> • CD player <p>Additional Activity</p> <ul style="list-style-type: none"> • paper • pencils or pens 	<p>Audio</p> <ul style="list-style-type: none"> • *BLEST ARE WE Scripture CD 2, track 15 <p>Books</p> <ul style="list-style-type: none"> • <i>The Legend of the Bluebonnet</i> Retold by Tomie dePaola (Paper Star, 1996) A little Comanche orphan sacrifices a prized possession to end a drought in her village. God blesses her with the bluebonnet.
Respond 20 minutes (pp. 228-230)		
 <ul style="list-style-type: none"> • Discuss the photograph. • Read and discuss the final blessing in the Eucharist and ways to serve others and be a blessing to them. • Complete a puzzle and write a blessing. • Pray “A Prayer of Blessing.” <p>Additional Activity</p> <ul style="list-style-type: none"> • Write a parish blessing. 	<p>Additional Activity</p> <ul style="list-style-type: none"> • writing paper • pencils or pens <p>Activity Master 20b See Catechist Guide, page 223.</p>	<p>Music</p> <ul style="list-style-type: none"> • “Alleluia” (Unit 5 song, page 192) • *BLEST ARE WE music CD 2, track 6 • *BLEST ARE WE Song Book #11 • *Gather Comprehensive II Hymnal #266 • “Bring Forth the Kingdom” • *BLEST ARE WE music CD 3, track 6 • *BLEST ARE WE Song Book #16 • *Gather Comprehensive II Hymnal #640

* Distributed by Silver Burdett Ginn Religion

- Complete the **Chapter Review**, p. 231.
- Complete **Faith in Action** – Parish Ministry about Sharing with Others, p. 232.