

# Chapter 5

## God Is a Loving Father

### Learning Focus

This chapter will help the children

1. understand that God created all things to show his love.
2. realize that God cares for us and for all that he creates.
3. discuss ways that we can care for God's creation.

### Faith Words

create  
Creator

### Self-Evaluation

This session was

- one of the best
- pretty good
- in need of improvement

What worked out best was

\_\_\_\_\_

\_\_\_\_\_

For next time I would change




\_\_\_\_\_

\_\_\_\_\_

I will be sure to prepare for

\_\_\_\_\_

\_\_\_\_\_

	Teaching Steps	Materials	Multimedia Resources
	<b>Share</b> 15 minutes (p. 69)		
	<ul style="list-style-type: none"> <li>• Pray the Scripture verse.</li> <li>• Read the text and share personal experiences.</li> <li>• Complete the drawing activity.</li> </ul> <p><b>Additional Activity</b></p> <ul style="list-style-type: none"> <li>• Take an imaginary nature walk.</li> </ul>	<ul style="list-style-type: none"> <li>• materials for prayer corner (p. 66C) or see <a href="#">Prayer Corner</a></li> <li>• crayons or markers</li> </ul> <p><b>Activity Master 5a</b> See Catechist Guide, page 66D.</p>	<p><b>Books</b></p> <ul style="list-style-type: none"> <li>• <i>All Things Bright and Beautiful</i> Cecil Frances Alexander (Morehouse Publishing, 2000) The words of the well-known hymn reflect the wonder of God's creation of animals, flowers, mountains, sun, rivers, humans.</li> </ul>
	<b>Hear &amp; Believe</b> 25 minutes (pp. 70-71)		
	<ul style="list-style-type: none"> <li>• Discuss the illustrations.</li> <li>• Read and discuss the Scripture stories of Creation.</li> <li>• Teach the doctrine in "Our Church Teaches."</li> <li>• Discuss We Believe and review the Faith Words.</li> </ul> <p><b>Additional Activity</b></p> <ul style="list-style-type: none"> <li>• Play a creation guessing game.</li> </ul>	<ul style="list-style-type: none"> <li>• CD player</li> </ul>	<p><b>Audio</b></p> <ul style="list-style-type: none"> <li>• *BLEST ARE WE Scripture CD 2, track 4</li> </ul> <p><b>Videos</b></p> <ul style="list-style-type: none"> <li>• The Story of Creation (30 min.) "The Beginner's Bible" series (Oblate Media &amp; Communication) This creation story helps children discover that God made the world out of love.</li> </ul>
	<b>Respond</b> 20 minutes (pp. 72-74)		
	<ul style="list-style-type: none"> <li>• Discuss the photograph.</li> <li>• Read and discuss the story about caring for God's creation.</li> <li>• Do the drawing and matching activities.</li> <li>• Pray a prayer of thanks.</li> </ul> <p><b>Additional Activity</b></p> <ul style="list-style-type: none"> <li>• Plant seeds.</li> </ul>	<ul style="list-style-type: none"> <li>• crayons or markers</li> <li>• pencils</li> <li>• DVD player</li> <li>• TV monitor</li> </ul> <p><b>Additional Activity</b></p> <ul style="list-style-type: none"> <li>• paper cup for each child</li> <li>• potting soil</li> <li>• seeds (flower, bean, or grain)</li> </ul> <p><b>Activity Master 5b</b> See Catechist Guide, page 67.</p>	<p><b>Videos</b></p> <ul style="list-style-type: none"> <li>• *DVD <i>Quick Clips</i> I, Segment 4 "Respecting God's World"</li> </ul> <p><b>Music</b></p> <ul style="list-style-type: none"> <li>• "Come All You People/Uyai Mose" (Unit 2 song, page 66) *BLEST ARE WE music CD 1, track 3 *BLEST ARE WE <i>Song Book</i> #3 *<i>Gather Comprehensive II</i> Hymnal #744</li> <li>• "All You Works of God" *BLEST ARE WE music CD 4, track 2 *BLEST ARE WE <i>Song Book</i> #17 *<i>Gather Comprehensive II</i> Hymnal #498</li> </ul>

\* Distributed by Silver Burdett Ginn Religion

- Complete the **Chapter Review**, p. 75.
- Complete **Faith in Action** – Parish Ministry about Church Groundskeepers, p. 76.
- Distribute the **Take Home Family Time** pages for the next chapter.

Chapter  
**6**

# Baptism Is a Wonderful Gift

### Learning Focus

This chapter will help the children

1. appreciate Baptism as a celebration of becoming a member of the Christian community.
2. realize that God's gift of grace is his loving presence in our lives.
3. recognize holy water as a sign of God's gift of new life.

### Faith Words

Baptism  
grace

### Self-Evaluation

This session was

- one of the best
- pretty good
- in need of improvement

What worked out best was

\_\_\_\_\_

\_\_\_\_\_

For next time I would change




\_\_\_\_\_

\_\_\_\_\_

I will be sure to prepare for

\_\_\_\_\_

\_\_\_\_\_

Teaching Steps	Materials	Multimedia Resources
<b>Share</b> 15 minutes (p. 79)		
<p> Pray with the Rite of Baptism text.</p> <p>• Read the text and discuss personal experiences about welcoming.</p> <p>• Do the drawing activity.</p> <p><b>Additional Activity</b></p> <p>• Role-play welcoming</p>	<p>• materials for prayer corner (p. 76C) or see <u>Prayer Corner</u></p> <p>• CD player</p> <p>• crayons or markers</p> <p><b>Activity Master 6a</b></p> <p>See Catechist Guide, page 76D.</p>	<p><b>Books</b></p> <ul style="list-style-type: none"> <li>• <i>The Day We Met You</i> Phoebe Koehler (Aladdin, 1997) This book celebrates the great joy of welcoming an adopted baby into the family.</li> </ul>
<b>Hear &amp; Believe</b> 25 minutes (pp. 80-81)		
<p> Discuss the photograph.</p> <p>• Read about and discuss the celebration of Baptism.</p> <p>• Teach the doctrine in “Our Church Teaches.”</p> <p>• Discuss We Believe and review the Faith Words.</p> <p><b>Additional Activity</b></p> <p>• Role-play a baptism.</p>	<p>• DVD player</p> <p>• TV monitor</p> <p><b>Additional Activity</b></p> <p>• a doll that looks like an infant</p>	<p><b>Videos</b></p> <ul style="list-style-type: none"> <li>• *DVD <i>Quick Clips</i> I, Segment 5 “Baptism”</li> <li>• <i>Lord of Life: Baptism</i> (20 min.) (Harcourt Religion) This video looks at how we are baptized as followers of Jesus.</li> </ul>
<b>Respond</b> 20 minutes (pp. 82-84)		
<p> Discuss the illustrations.</p> <p>• Read and discuss the story of Blessed Kateri Tekakwitha.</p> <p>• Complete the circling activity.</p> <p>• Pray with holy water.</p> <p><b>Additional Activity</b></p> <p>• Draw pictures of Kateri.</p>	<p>• pencils</p> <p><b>Additional Activity</b></p> <p>• drawing paper</p> <p>• crayons or markers</p> <p><b>Activity Master 6b</b></p> <p>See Catechist Guide, page 77.</p>	<p><b>Music</b></p> <ul style="list-style-type: none"> <li>• “Come All You People/Uyai Mose” (Unit 2 song, page 66) *BLEST ARE WE music CD 1, track 3 *BLEST ARE WE Song Book #3 *Gather Comprehensive II Hymnal #744</li> <li>• “You Have Put on Christ” *BLEST ARE WE music CD 2, track 2 *BLEST ARE WE Song Book #7 *Gather Comprehensive II Hymnal #107</li> </ul>

\* Distributed by Silver Burdett Ginn Religion

- Complete the **Chapter Review**, p. 85.
- Complete **Faith in Action** – Parish Ministry about Hospitality, p. 86.
- Distribute the **Take Home Family Time** pages for the next chapter.

Chapter  
**7**

# God Made Us to Be Good and Holy

### Learning Focus

This chapter will help the children

1. understand that God made us to be good and holy.
2. realize that God wants us to be happy with him forever in heaven.
3. list ways that we can show our love for God and other people.

### Faith Words

holy  
heaven

### Self-Evaluation

This session was

- one of the best
- pretty good
- in need of improvement

What worked out best was

\_\_\_\_\_

\_\_\_\_\_

For next time I would change




\_\_\_\_\_

\_\_\_\_\_

I will be sure to prepare for

\_\_\_\_\_

\_\_\_\_\_

Teaching Steps	Materials	Multimedia Resources
<b>Share</b> 15 minutes (p. 89)		
<p> • Pray the Scripture verse.</p> <p>• Read the text and share personal experiences.</p> <p>• Complete the drawing activity.</p> <p><b>Additional Activity</b></p> <p>• Play a riddle game.</p>	<p>• materials for prayer corner (p. 86C) or see <u>Prayer Corner</u></p> <p>• pencils</p> <p>• crayons or markers</p> <p><b>Activity Master 7a</b></p> <p>See Catechist Guide, page 86D.</p>	<p><b>Books</b></p> <ul style="list-style-type: none"> <li>• <i>God's Little Instruction Book for Kids</i> Honor Books (editor) (Honor Books, 1994) Written and designed for children, this book includes quotes, rhymes, and bits of wisdom on how to live as God's children.</li> </ul>
<b>Hear &amp; Believe</b> 25 minutes (pp. 90-91)		
<p> • Discuss the illustration.</p> <p>• Read and discuss the Scripture story about the way to heaven.</p> <p>• Teach the doctrine in "Our Church Teaches."</p> <p>• Discuss We Believe and review the Faith Words.</p> <p><b>Additional Activity</b></p> <p>• Role-play the Scripture story.</p>	<p>• CD player</p>	<p><b>Audio</b></p> <ul style="list-style-type: none"> <li>• *BLEST ARE WE Scripture CD I, track 5</li> </ul> <p><b>Books</b></p> <ul style="list-style-type: none"> <li>• <i>You and God: Friends Forever</i> Francine M. O'Connor (Liguori Publications, 1993) This book describes how God is always with us.</li> </ul>
<b>Respond</b> 20 minutes (pp. 92-94)		
<p> • Discuss the photograph.</p> <p>• Read and discuss the story.</p> <p>• Do the game activity.</p> <p>• Pray by moving to a holy song.</p> <p><b>Additional Activity</b></p> <p>• Create posters.</p>	<p>• penny for each pair or small group of children</p> <p>• marker, such as a button, for each child</p> <p><b>Additional Activity</b></p> <p>• poster board or butcher paper for each child</p> <p>• crayons or markers</p> <p><b>Activity Master 7b</b></p> <p>See Catechist Guide, page 87.</p>	<p><b>Music</b></p> <ul style="list-style-type: none"> <li>• "Come All You People/Uyai Mose" (Unit 2 song, page 66) *BLEST ARE WE music CD I, track 3 *BLEST ARE WE Song Book #3 *<i>Gather Comprehensive II</i> Hymnal #744</li> <li>• "Jesus in the Morning" African-American folk song *<i>Gather Comprehensive II</i> Hymnal #659</li> <li>• "Shall We Gather at the River" Robert Lowry *<i>Gather Comprehensive II</i> Hymnal #761</li> </ul>

\* Distributed by Silver Burdett Ginn Religion

- Complete the **Chapter Review**, p. 95.
- Complete **Faith in Action** – Parish Ministry about Greeters, p. 96
- Distribute the **Take Home Family Time** pages for the next chapter.

# Chapter 8

## We Give Thanks to God

### Learning Focus

This chapter will help the children

1. explain how God is like a good father.
2. realize that Jesus taught us to call God our Father.
3. learn how we can thank God in prayer.

### Faith Words

hallowed  
Lord's Prayer

### Self-Evaluation

This session was

- one of the best
- pretty good
- in need of improvement

What worked out best was

---



---

For next time I would change

---






---

I will be sure to prepare for

---



---

Teaching Steps	Materials	Multimedia Resources
<b>Share</b> 15 minutes (p. 99)		
<p> Pray the Scripture verse.</p> <p>Read the text and share personal experiences about being thankful.</p> <p>Do the coloring activity.</p> <p><b>Additional Activity</b></p> <ul style="list-style-type: none"> <li>Make "Thank You" bookmarks.</li> </ul>	<ul style="list-style-type: none"> <li>materials for prayer corner (p. 96C) or see <a href="#">Prayer Corner</a></li> <li>crayons or markers</li> </ul> <p><b>Additional Activity</b></p> <ul style="list-style-type: none"> <li>precut bookmark size card-stock for each child</li> <li>pencils and markers</li> </ul> <p><b>Activity Master 8a</b> See Catechist Guide, page 96D.</p>	<p><b>Books</b></p> <ul style="list-style-type: none"> <li><i>Thank You, God</i> Sally Anne Conan (Paulist Press, 1997) This book helps children learn to say "thank you, God" for the many wonderful and special gifts God gives us.</li> </ul>
<b>Hear &amp; Believe</b> 25 minutes (pp. 100-101)		
<p> Discuss the illustration.</p> <p>Read and discuss the Scripture story.</p> <p>Teach the doctrine in "Our Church Teaches."</p> <p>Discuss We Believe and review the Faith Words.</p> <p><b>Additional Activity</b></p> <ul style="list-style-type: none"> <li>Make prayer cards.</li> </ul>	<ul style="list-style-type: none"> <li>CD player</li> <li>pencils</li> </ul> <p><b>Additional Activity</b></p> <ul style="list-style-type: none"> <li>large index card with The Lord's Prayer printed on it for each child</li> <li>crayons or markers</li> </ul>	<p><b>Audio</b></p> <ul style="list-style-type: none"> <li>*BLEST ARE WE Scripture CD I, track 6</li> </ul> <p><b>Books</b></p> <ul style="list-style-type: none"> <li><i>The Lord's Prayer</i> Maggie Swanson (Regina Press, 1999) In this book, the author explains the meaning of the Lord's Prayer to young children.</li> </ul>
<b>Respond</b> 20 minutes (pp. 102-104)		
<p> Read and discuss the story about the ten lepers.</p> <p>Do the tracing and drawing activities.</p> <p>Pray a prayer of thanks.</p> <p><b>Additional Activity</b></p> <ul style="list-style-type: none"> <li>Use the Holy Land Map.</li> </ul>	<ul style="list-style-type: none"> <li>pencils</li> <li>crayons or markers</li> <li>DVD player</li> <li>TV monitor</li> </ul> <p><b>Activity Master 8b</b> See Catechist Guide, page 97.</p>	<p><b>Videos</b></p> <ul style="list-style-type: none"> <li>*DVD <i>Quick Clips</i> I, Segment I "God Gives Us many Gifts"</li> </ul> <p><b>Music</b></p> <ul style="list-style-type: none"> <li>"Come All You People/Uyai Mose" (Unit 2 song, page 66) *BLEST ARE WE music CD I, track 3 *BLEST ARE WE <i>Song Book #3</i> *<i>Gather Comprehensive II Hymnal #744</i></li> <li>"Malo! Malo! Thanks Be to God" Jesse Manibusan (OCP)</li> </ul>

\* Distributed by Silver Burdett Ginn Religion

- Complete the **Chapter Review**, p. 105.
- Complete **Faith in Action** – Parish Ministry about Midnight Run, p. 106.
- Distribute the **Take Home Family Time** pages for the next chapter.