

Chapter
17

A New Life and a Coming Messiah

Learning Focus

This chapter will help the young people

1. learn about the struggle of the Jews in the last few centuries before Jesus was born.
2. identify how the Old Testament reveals the resurrection of the body and the coming of Jesus Christ.
3. define the concepts of heaven, hell, and purgatory.

Faith Words

resurrection
heaven
purgatory
hell

Self-Evaluation




This session was

- one of the best
- pretty good
- in need of improvement

What worked out best was

For next time I would change

I will be sure to prepare for

Teaching Steps	Materials	Multimedia Resources
Share 15 minutes (p. 195)		
 <ul style="list-style-type: none"> • Pray the Scripture verse. • Read the text and discuss personal experiences. • Complete the activity about happiness. <p>Additional Activity</p> <ul style="list-style-type: none"> • Share prayer intentions. 	<ul style="list-style-type: none"> • materials for Prayer Corner (p. 192C) or see <u>Prayer Corner</u> • pens or pencils <p>Additional Activity</p> <ul style="list-style-type: none"> • slips of paper • basket <p>Activity Master 17a See Catechist Guide, p. 192D.</p>	<p>Books</p> <ul style="list-style-type: none"> • <i>Winter Saints</i> Melissa Musik Nussbaum (Liturgy Training Publications, 1998)
Hear & Believe 25 minutes (pp. 196–197)		
 <ul style="list-style-type: none"> • Discuss the illustration. • Read and discuss the Scripture text. • Teach the doctrine in “Our Church Teaches.” • Discuss the We Believe statement and review the Faith Words. <p>Additional Activity</p> <ul style="list-style-type: none"> • Make belief symbols. 	<ul style="list-style-type: none"> • Bibles (at least one for every two young people) <p>Additional Activity</p> <ul style="list-style-type: none"> • drawing paper • crayons or pastels 	<p>Videos</p> <ul style="list-style-type: none"> • <i>Prophets of Jesus</i> (30 min.) (“In the Beginning” series; CCC of America)
Respond 20 minutes (pp. 198–200)		
 <ul style="list-style-type: none"> • Discuss the illustration and the photograph. • Read and discuss the story about Saint Lucy. • Do the activities. • Pray the litany prayer. <p>Additional Activity</p> <ul style="list-style-type: none"> • Make travel brochures for places in the Bible. 	<ul style="list-style-type: none"> • CD player <p>Additional Activity</p> <ul style="list-style-type: none"> • drawing paper • crayons and markers <p>Activity Master 17b See Catechist Guide, p. 193.</p>	<p>Music</p> <ul style="list-style-type: none"> • “Creator of the Stars of Night” (Unit 5 song, page 192) *BLEST ARE WE music CD 6, track 6 *BLEST ARE WE Song Book #32 *Gather Comprehensive II Hymnal #334 • “A Litany of Saints” *BLEST ARE WE music CD 5, track 9 • “For All the Saints” William W. How *Gather Comprehensive II Hymnal #791

* Distributed by Silver Burdett Ginn Religion

- Complete the **Chapter Review**, p. 201.
- Complete **Faith in Action** — Parish Ministry: Confirmation Sponsors, p. 202.
- Distribute the **Take Home Family Time** pages for the next chapter.

Chapter
18

Baptism and Repentance

Learning Focus

- This chapter will help the young people
1. identify John the Baptist.
 2. recognize some ways in which the Sacrament of Reconciliation helps us spiritually.
 3. identify the sacraments of Initiation, of Healing, and at the Service of Communion and who may receive them.

Faith Words

- Pharisees
- Sadducees
- Essenes

Self-Evaluation




This session was

- one of the best
- pretty good
- in need of improvement

What worked out best was

For next time I would change

I will be sure to prepare for

Teaching Steps	Materials	Multimedia Resources
Share 15 minutes (p. 205)		
 <ul style="list-style-type: none"> • Pray the Scripture verse. • Read the text and discuss personal experiences. • Complete the calendar activity. <p>Additional Activity</p> <ul style="list-style-type: none"> • Discuss experiences requiring preparation. 	<ul style="list-style-type: none"> • materials for Prayer Corner (p. 202C) or see <u>Prayer Corner</u> • pens or pencils <p>Activity Master 18a See Catechist Guide, p. 202D.</p>	<p>Books</p> <ul style="list-style-type: none"> • <i>The Great Director</i> Carol Gorman (Concordia Publishing House, 1993)
Hear & Believe 25 minutes (pp. 206–207)		
 <ul style="list-style-type: none"> • Discuss the photograph. • Read and discuss the reading for the Advent liturgy. • Teach the doctrine in “Our Church Teaches.” • Discuss the We Believe statement and review the Faith Words. <p>Additional Activity</p> <ul style="list-style-type: none"> • Design baptismal fonts. 	<ul style="list-style-type: none"> • Bibles (at least one for every two young people) <p>Additional Activity</p> <ul style="list-style-type: none"> • drawing paper • crayons or markers • glue • cardboard • scissors 	<p>Videos</p> <ul style="list-style-type: none"> • <i>Doing the Right Thing</i> (30 min.) (Guidinglight)
Respond 20 minutes (pp. 208–210)		
 <ul style="list-style-type: none"> • Discuss the sacrament chart. • Do the activities. • Pray “A Prayer of Renewal.” <p>Additional Activity</p> <ul style="list-style-type: none"> • Make sacrament cards. 	<ul style="list-style-type: none"> • CD player <p>Additional Activity</p> <ul style="list-style-type: none"> • construction paper • colored pencils or pastels <p>Activity Master 18b See Catechist Guide, p. 203.</p>	<p>Music</p> <ul style="list-style-type: none"> • “Creator of the Stars of Night” (Unit 5 song, page 192) *BLEST ARE WE music CD 6, track 6 *BLEST ARE WE Song Book #32 *Gather Comprehensive II Hymnal #334 • “Song over the Waters” *BLEST ARE WE music CD 1, track 8 (Meditation track)

* Distributed by Silver Burdett Ginn Religion

- Complete the **Chapter Review**, p. 211.
- Complete **Faith in Action** — Parish Ministry: Godparents, p. 212.
- Distribute the **Take Home Family Time** pages for the next chapter.

Chapter
19

Christians and the Reign of God

Learning Focus

This chapter will help the young people

1. learn that Jesus was the fulfillment of God's promise of a messiah.
2. recognize that all people have dignity because we are all created in God's image.
3. understand that, as Christians, we are temples of the Holy Spirit and are called to sainthood.

Faith Words

spiritual works of mercy
corporal works of mercy
temple of the Holy Spirit

Self-Evaluation




This session was

- one of the best
- pretty good
- in need of improvement

What worked out best was

For next time I would change

I will be sure to prepare for

Teaching Steps	Materials	Multimedia Resources
Share 15 minutes (p. 215)		
 <ul style="list-style-type: none"> • Pray the opening prayer. • Read the text and discuss personal experiences. • Complete the drawing activity. <p>Additional Activity</p> <ul style="list-style-type: none"> • Identify positive qualities in others. 	<ul style="list-style-type: none"> • materials for Prayer Corner (p. 212C) or see <u>Prayer Corner</u> • pens or pencils <p>Activity Master 19a See Catechist Guide, p. 212D.</p>	<p>Books</p> <ul style="list-style-type: none"> • <i>People of Purpose: 80 People Who Have Made a Difference</i> Arnold B. Cheney (Addison Wesley Longman, 1998)
Hear & Believe 25 minutes (pp. 216–217)		
 <ul style="list-style-type: none"> • Discuss the illustration. • Read and discuss the Scripture passage. • Teach the doctrine in “Our Church Teaches.” • Discuss the We Believe statement and review the Faith Words. <p>Additional Activity</p> <ul style="list-style-type: none"> • Learn more about the Beatitudes and the Works of Mercy. 	<ul style="list-style-type: none"> • Bibles (at least one for every two young people) • DVD player • TV monitor <p>Additional Activity</p> <ul style="list-style-type: none"> • drawing paper • colored pencils or markers 	<p>Videos</p> <ul style="list-style-type: none"> • *DVD <i>Quick Clips</i> 6 Segment 9, “Works of Mercy” • <i>What Mary Taught Jesus</i> (30 min.) (Ikonographics)
Respond 20 minutes (pp. 218–220)		
 <ul style="list-style-type: none"> • Discuss the photograph. • Read and discuss the story. • Do the activities. • Pray “A Prayer for Holiness.” <p>Additional Activity</p> <ul style="list-style-type: none"> • Make religious badges. 	<ul style="list-style-type: none"> • CD Player <p>Additional Activity</p> <ul style="list-style-type: none"> • felt squares and circles • paper squares and circles • scissors • markers • glue • safety pins <p>Activity Master 19b See Catechist Guide, p. 213.</p>	<p>Music</p> <ul style="list-style-type: none"> • “Creator of the Stars of Night” (Unit 5 song, page 192) • *BLEST ARE WE music CD 6, track 6 • *BLEST ARE WE <i>Song Book</i> #32 • *<i>Gather Comprehensive II Hymnal</i> #334 • “Christ, Be Our Light” Bernadette Farrell • *<i>Gather Comprehensive II Hymnal</i> #512 • “You Did It to Me” Danielle Rose (WLP)

* Distributed by Silver Burdett Ginn Religion

- Complete the **Chapter Review**, p. 221.
- Complete **Faith in Action** — Parish Ministry: Ministries of Comfort, p. 222.
- Distribute the **Take Home Family Time** pages for the next chapter.

Chapter
20

Hope for the Ages

Learning Focus

This chapter will help the young people

1. learn about Jesus' teaching on prayer.
2. understand what meditation is.
3. learn a prayer to the Holy Spirit.

Faith Words

meditation

Self-Evaluation




This session was

- one of the best
- pretty good
- in need of improvement

What worked out best was

For next time I would change

I will be sure to prepare for

Teaching Steps	Materials	Multimedia Resources
Share 15 minutes (p. 225)		
 <ul style="list-style-type: none"> • Pray the opening prayer. • Read the text and discuss personal experiences. • Complete the certificate of achievement activity. <p>Additional Activity</p> <ul style="list-style-type: none"> • Make inspirational greeting cards. 	<ul style="list-style-type: none"> • materials for Prayer Corner (p. 222C) or see <u>Prayer Corner</u> • pens or pencils • CD player <p>Additional Activity</p> <ul style="list-style-type: none"> • construction paper • crayons or markers • scissors • glue <p>Activity Master 20a See Catechist Guide, p. 222D.</p>	<p>Music</p> <ul style="list-style-type: none"> • “Creator of the Stars of Night” (Unit 5 song, page 192) *BLEST ARE WE music CD 6, track 6 *BLEST ARE WE Song Book #32 • “The Lord’s Prayer” *BLEST ARE WE music CD 4, track 7 *BLEST ARE WE Song Book #22 • “Veni Sancte Spiritus” Jacques Berthier *Gather Comprehensive II Hymnal #478
Hear & Believe 25 minutes (pp. 226–227)		
 <ul style="list-style-type: none"> • Discuss the illustration. • Read and discuss the Scripture text about the Lord’s Prayer. • Teach the doctrine in “Our Church Teaches.” • Discuss We Believe and review the Faith Words. <p>Additional Activity</p> <ul style="list-style-type: none"> • Create a blessing acrostic. 	<ul style="list-style-type: none"> • Bibles (at least one for every two young people) <p>Additional Activity</p> <ul style="list-style-type: none"> • magazines or newspapers • paper • glue • scissors 	<p>Videos</p> <ul style="list-style-type: none"> • <i>The Proud Tree</i> (30 min.) (Oblate Media and Communication)
Respond 20 minutes (pp. 228–230)		
 <ul style="list-style-type: none"> • Discuss the illustrations. • Read and discuss the text. • Do the activity. • Pray a meditation prayer. <p>Additional Activity</p> <ul style="list-style-type: none"> • Make scrolls. 	<ul style="list-style-type: none"> • DVD player • TV monitor <p>Additional Activity</p> <ul style="list-style-type: none"> • popsicle sticks • drawing paper • glue • scissors • crayons and markers <p>Activity Master 20b See Catechist Guide, p. 223.</p>	<p>Videos</p> <ul style="list-style-type: none"> • *DVD <i>Quick Clips</i> 6, Segment 10, “Prayer for the Spirit”

* Distributed by Silver Burdett Ginn Religion

- Complete the **Chapter Review**, p. 231.
- Complete **Faith in Action** — Parish Ministry: Prayer Intercessor Groups, p. 232.