

Chapter 1

God's Wonderful Creation

Learning Focus

This chapter will help the children

1. recall that God is all powerful and all loving.
2. learn that God created every human being in his divine image.
3. appreciate the life of Blessed Damien of Molokai.

Faith Words

creation
steward
Blessed Trinity

Self-Evaluation




This session was

- one of the best
- pretty good
- in need of improvement

What worked out best was

For next time I would change

I will be sure to prepare for

| Teaching Steps | Materials | Multimedia Resources |
|---|--|--|
| Share 15 minutes (p. 27) | | |
|  <ul style="list-style-type: none"> • Pray the Scripture verse. • Read the text and discuss personal experiences. • Complete the scrambled-word activity. <p>Additional Activity</p> <ul style="list-style-type: none"> • Unscramble creation words. | <ul style="list-style-type: none"> • materials for prayer corner (p. 24C) or see <u>Prayer Corner</u> • pens or pencils • CD player <p>Additional Activity</p> <ul style="list-style-type: none"> • colored chalk <p>Activity Master 1a</p> <ul style="list-style-type: none"> • See Catechist Guide, p. 24D. | <p>Music</p> <ul style="list-style-type: none"> • “Sing Out Earth and Skies (Unit 1 song, page 24) *BLEST ARE WE music CD 5, track 2 *BLEST ARE WE Song Book, #23 *Gather Comprehensive II Hymnal, #497 • “All You Works of God” *BLEST ARE WE music CD 5, track 2 *BLEST ARE WE Song Book, #23 *Gather Comprehensive II Hymnal, #497 |
| Hear & Believe 25 minutes (pp. 28–29) | | |
|  <ul style="list-style-type: none"> • Discuss the illustration. • Read and discuss the story about Creation. • Teach the doctrine in “Our Church Teaches.” • Discuss We Believe and review the Faith Words. <p>Additional Activity</p> <ul style="list-style-type: none"> • Find the goodness of creation. | <p>Additional Activity</p> <ul style="list-style-type: none"> • Bibles • drawing paper • colored markers and crayons | <p>Books</p> <ul style="list-style-type: none"> • <i>The Chronicles of Narnia</i> C. S. Lewis (HarperCollins, 2001) |
| Respond 20 minutes (pp. 30–31) | | |
|  <ul style="list-style-type: none"> • Discuss the illustration. • Read and discuss the story of Blessed Damien of Molokai. • Do the activities. • Pray “A Prayer of Trust.” <p>Additional Activity</p> <ul style="list-style-type: none"> • Make sacrifices. | <ul style="list-style-type: none"> • DVD player • TV monitor <p>Additional Activity</p> <ul style="list-style-type: none"> • writing paper <p>Activity Master 1b</p> <ul style="list-style-type: none"> • See Catechist Guide, p. 25. | <p>Videos</p> <ul style="list-style-type: none"> • *DVD <i>Quick Clips</i> 5, Segment 2, “In Praise of God” <p>Books</p> <ul style="list-style-type: none"> • <i>Father Damien and the Bells</i> Arther & Elizabeth Sheehan (Ignatius Press, 2004) |

*Distributed by Silver Burdett Ginn Religion

- Complete the **Chapter Review**, p. 33.
- Complete **Faith in Action** — Parish Ministry: Respect Life, p. 34.
- Distribute the **Take Home Family Time** pages for the next chapter.

Chapter
2

The Seven Sacraments

Learning Focus

This chapter will help the children

1. understand that the Paschal Mystery is the suffering, death, Resurrection, and Ascension of Jesus Christ.
2. learn that we receive sanctifying grace in the sacraments.
3. appreciate the life of Blessed Miguel Pro.

Faith Words

Paschal Mystery
sacraments
sanctifying grace

Self-Evaluation




This session was

- one of the best
- pretty good
- in need of improvement

What worked out best was

For next time I would change

I will be sure to prepare for

| Teaching Steps | Materials | Multimedia Resources |
|--|--|---|
| Share 15 minutes (p. 37) | | |
|  <ul style="list-style-type: none"> • Pray the liturgy text. • Read the text and discuss personal experiences. • Complete the activity. <p>Additional Activity</p> <ul style="list-style-type: none"> • Take a sacraments quiz. | <ul style="list-style-type: none"> • materials for prayer corner (p. 34C) or see <u>Prayer Corner</u> • pens or pencils <p>Activity Master 2a</p> <ul style="list-style-type: none"> • See Catechist Guide, p. 34D. | <p>Books</p> <ul style="list-style-type: none"> • <i>Where the Red Fern Grows</i> Wilson Rawls (Bantam Doubleday Dell Books for Young Readers, 1996) |
| Hear & Believe 25 minutes (pp. 38–39) | | |
|  <ul style="list-style-type: none"> • Discuss the photographs. • Read and discuss the passage from Eucharistic Prayer IV. • Teach the doctrine in “Our Church Teaches.” • Discuss We Believe and review the Faith Words. <p>Additional Activity</p> <ul style="list-style-type: none"> • Create sacraments posters. | <p>Additional Activity</p> <ul style="list-style-type: none"> • poster paper • scissors • glue • colored markers and crayons • diocesan newspapers • mission magazines | <p>Books</p> <ul style="list-style-type: none"> • <i>Bible for Young Catholics</i> Anne Eileen Heffernan (Pauline Books & Media, 1999) |
| Respond 20 minutes (pp. 40–42) | | |
|  <ul style="list-style-type: none"> • Discuss the photograph. • Read and discuss the story of Blessed Miguel Pro. • Do the activities. • Pray “A Prayer of Thanksgiving.” <p>Additional Activity</p> <ul style="list-style-type: none"> • Write essays about Blessed Miguel Pro. | <ul style="list-style-type: none"> • CD player <p>Additional Activity</p> <ul style="list-style-type: none"> • writing paper <p>Activity Master 2b</p> <ul style="list-style-type: none"> • See Catechist Guide, p. 35. | <p>Music</p> <ul style="list-style-type: none"> • “Sing Out Earth and Skies” (Unit 1 song, page 24) *BLEST ARE WE music CD 5, track 2 *BLEST ARE WE Song Book, #23 *Gather Comprehensive II Hymnal, #497 • “Come and Eat This Living Bread” (Adore Te Devote) Rob Glover *Gather Comprehensive II Hymnal, #820 |

*Distributed by Silver Burdett Ginn Religion

- Complete the **Chapter Review**, p. 43.
- Complete **Faith in Action** — Parish Ministry: Parish Priests, p. 44.
- Distribute the **Take Home Family Time** pages for the next chapter.

Chapter 3

The Beatitudes

Learning Focus

This chapter will help the children

1. learn that the Beatitudes show us how to live as Jesus' disciples.
2. realize that Jesus began the Kingdom of God by establishing the Church.
3. understand that the Beatitudes are the path to true happiness.

Faith Words

Beatitudes
Kingdom of God

Self-Evaluation




This session was

- one of the best
- pretty good
- in need of improvement

What worked out best was

For next time I would change

I will be sure to prepare for

| Teaching Steps | Materials | Multimedia Resources |
|--|--|---|
| Share 5 minutes (p. 47) | | |
|  <ul style="list-style-type: none"> • Pray the Scripture verse. • Read the text and discuss personal experiences. • Complete the talent activity. <p>Additional Activity</p> <ul style="list-style-type: none"> • Brainstorm talents. | <ul style="list-style-type: none"> • materials for prayer corner (p. 44C) or see <u>Prayer Corner</u> • pens or pencils <p>Activity Master 3a</p> <ul style="list-style-type: none"> • See Catechist Guide, p. 44D. | <p>Books</p> <ul style="list-style-type: none"> • <i>Numbers the Stars</i> Lois Lowry (Houghton Mifflin, 1989) |
| Hear & Believe 25 minutes (pp. 48–49) | | |
|  <ul style="list-style-type: none"> • Discuss the illustration. • Read and discuss the Beatitudes. • Teach the doctrine in “Our Church Teaches.” • Discuss We Believe and review the Faith Words. <p>Additional Activity</p> <ul style="list-style-type: none"> • Brainstorm ways to live the Beatitudes. | | <p>Videos</p> <ul style="list-style-type: none"> • <i>*Close Encounters with the Beatitudes</i> (12 1/2 min.) (Oblate Media, 1999) |
| Respond 20 minutes (pp. 50–52) | | |
|  <ul style="list-style-type: none"> • Complete the activities on living the Beatitudes. • Pray “A Prayer of Blessing.” <p>Additional Activity</p> <ul style="list-style-type: none"> • Create a Beatitudes mural. | <ul style="list-style-type: none"> • CD player <p>Additional Activity</p> <ul style="list-style-type: none"> • mural paper • colored markers and crayons • newspapers • magazines • tape or glue <p>Activity Master 3b</p> <ul style="list-style-type: none"> • See Catechist Guide, p. 45. | <p>Music</p> <ul style="list-style-type: none"> • “Sing Out Earth and Skies” (Unit 1 song, page 24) *BLEST ARE WE music CD 5, track 2 *BLEST ARE WE Song Book, #23 *Gather Comprehensive II Hymnal, #497 • “Blest Are They” *BLEST ARE WE music CD 4, track 3 *BLEST ARE WE Song Book, #18 *Gather Comprehensive II Hymnal, #636 |

*Distributed by Silver Burdett Ginn Religion

- Complete the **Chapter Review**, p. 54.
- Complete **Faith in Action** — Parish Ministry: Ministry to the Poor, p. 53.
- Distribute the **Take Home Family Time** pages for the next chapter.

Chapter
4

Sacramentals: Signs of God's Love

Learning Focus

This chapter will help the children

1. understand that sacramentals are sacred signs instituted by the Church.
2. realize that sacramentals prepare us to receive the grace of the sacraments.
3. learn that blessings are the most important sacramentals.

Faith Word
sacramentals

Self-Evaluation




This session was

- one of the best
- pretty good
- in need of improvement

What worked out best was

For next time I would change

I will be sure to prepare for

| Teaching Steps | Materials | Multimedia Resources |
|---|---|---|
| Share 15 minutes (p. 57) | | |
|  <ul style="list-style-type: none"> • Pray the Scripture verse. • Read the text and discuss personal experiences. • Complete the activity on role models. <p>Additional Activity</p> <ul style="list-style-type: none"> • Create posters of role models. | <ul style="list-style-type: none"> • materials for prayer corner (p. 54C) or see <u>Prayer Corner</u> • pens or pencils <p>Activity Master 4a</p> <ul style="list-style-type: none"> • See Catechist Guide, p. 54D. | <p>Books</p> <ul style="list-style-type: none"> • <i>Sister Wendy's Book of Saints</i> Sister Wendy Beckett (Dorling Kindersley, 1998) |
| Hear & Believe 25 minutes (pp. 58–59) | | |
|  <ul style="list-style-type: none"> • Discuss the illustration. • Read and discuss the Scripture story about a vision of heaven. • Teach the doctrine in “Our Church Teaches.” • Discuss We Believe and review the Faith Words. <p>Additional Activity</p> <ul style="list-style-type: none"> • Role-play the Scripture story. | | <p>Books</p> <ul style="list-style-type: none"> • <i>Cathedral</i> David Macaulay (Houghton Mifflin) |
| Respond 20 minutes (pp. 60–62) | | |
|  <ul style="list-style-type: none"> • Read and discuss the story. • Do the activities. • Pray “A Prayer Before the Crucifix.” <p>Additional Activity</p> <ul style="list-style-type: none"> • Choose a class sacramental. | <ul style="list-style-type: none"> • CD player <p>Activity Master 4b</p> <ul style="list-style-type: none"> • See Catechist Guide, p. 55. | <p>Music</p> <ul style="list-style-type: none"> • “Sing Out Earth and Skies” (Unit 1 song, page 24) *BLEST ARE WE music CD 5, track 2 *BLEST ARE WE Song Book, #23 *Gather Comprehensive II Hymnal, #497 • “For All the Saints” William W. How *Gather Comprehensive II Hymnal, #565 |

*Distributed by Silver Burdett Ginn Religion

- Complete the **Chapter Review**, p. 63.
- Complete **Faith in Action** — Parish Ministry: Parish Novenas, p. 64.
- Distribute the **Take Home Family Time** pages for the next chapter.