

Chapter  
**1**

# Our Church Welcomes Us

### Learning Focus

This chapter will help the children

1. realize they are the People of God.
2. recognize that the Mass is a special meal celebrating God's love for all.
3. understand the need to be welcoming to others.

### Faith Words

People of God

### Self-Evaluation

This session was

- one of the best
- pretty good
- in need of improvement

What worked out best was

---



---



---

For next time I would change

---



---



---

I will be sure to prepare for




---



---



---

Teaching Steps	Materials	Multimedia Resources
<b>Share</b> 15 minutes (p. 27)		
 <ul style="list-style-type: none"> <li>• Pray Eucharistic Prayer.</li> <li>• Read and discuss things the children do in various communities.</li> <li>• Complete the activity.</li> </ul> <p><b>Additional Activity</b></p> <ul style="list-style-type: none"> <li>• Choose favorite community activities.</li> </ul>	<ul style="list-style-type: none"> <li>• materials for prayer corner (p. 24C) or see <u>Prayer Corner</u></li> <li>• pencils or pens</li> </ul> <p><b>Activity Master</b> See Catechist Guide p. 24D.</p>	<p><b>Books</b></p> <ul style="list-style-type: none"> <li>• <i>Lester's Dog</i> Karen Hesse; illustrated by Nancy Carpenter (Crown Publications, 1993) A young boy and his deaf playmate rescue a kitten and then face a ferocious dog in their neighborhood, meeting a neighbor who needs help.</li> </ul>
<b>Hear &amp; Believe</b> 25 minutes (pp. 28-29)		
 <ul style="list-style-type: none"> <li>• Discuss the illustration.</li> <li>• Read and discuss the Scripture story about Jesus having dinner at Levi's house.</li> <li>• Teach the doctrine in "Our Church Teaches."</li> <li>• Discuss We Believe and review the Faith Words.</li> </ul> <p><b>Additional Activity</b></p> <ul style="list-style-type: none"> <li>• Practice the skills of hospitality.</li> </ul>	<ul style="list-style-type: none"> <li>• CD player</li> </ul> <p><b>Additional Activity</b></p> <ul style="list-style-type: none"> <li>• props for role-play</li> </ul>	<p><b>Audio</b></p> <ul style="list-style-type: none"> <li>• *BLEST ARE WE <i>Scripture</i> CD 2, track 1</li> </ul> <p><b>Books</b></p> <ul style="list-style-type: none"> <li>• <i>Somebody Loves You, Mr. Hatch</i> Eileen Spinelli (Simon &amp; Schuster Inc., 1992) A special gift changes Mr. Hatch's world and brings friends into his life.</li> </ul>
<b>Respond</b> 20 minutes (pp. 30-32)		
 <ul style="list-style-type: none"> <li>• Discuss the photograph.</li> <li>• Read and discuss the story about immigrants.</li> <li>• Do the activities.</li> <li>• Pray "A Prayer of Thanksgiving."</li> <li>• Make a poster.</li> </ul> <p><b>Additional Activity</b></p> <ul style="list-style-type: none"> <li>• Role-play the story.</li> </ul>	<ul style="list-style-type: none"> <li>• crayons or markers</li> <li>• slips of paper</li> <li>• tape</li> </ul> <p><b>Additional Activity</b></p> <ul style="list-style-type: none"> <li>• props for role-playing</li> </ul> <p><b>Activity Master 1b</b> See Catechist Guide, p. 25.</p>	<p><b>Music</b></p> <ul style="list-style-type: none"> <li>• "You Have Put On Christ" (<i>Unit 1 song, page 24</i>)</li> <li>• *BLEST ARE WE music CD 2, track 2</li> <li>• *BLEST ARE WE <i>Song Book #7</i></li> <li>• *<i>Gather Comprehensive II</i> Hymnal #107</li> <li>• "Song of the Body of Christ"</li> <li>• *BLEST ARE WE music CD 4, track 6</li> <li>• *BLEST ARE WE <i>Song Book #21</i></li> <li>• *<i>Gather Comprehensive II</i> Hymnal #807</li> </ul>

\* Distributed by Silver Burdett Ginn Religion

- Complete the **Chapter Review**, p. 33.
- Complete **Faith in Action** – Parish Ministry about Sharing Hospitality, p. 34
- Distribute the **Take Home Family Time** pages for this and the next chapter.

Chapter  
**2**

# We Belong to the Church

### Learning Focus

This chapter will help the children

1. learn about the effects of Baptism.
2. understand that they are the children of God.
3. identify the signs in the Sacrament of Baptism.

### Faith Words

sacraments  
original sin

### Self-Evaluation

This session was

- one of the best
- pretty good
- in need of improvement

What worked out best was

---



---



---

For next time I would change

---



---



---

I will be sure to prepare for




---



---



---

Teaching Steps	Materials	Multimedia Resources
<b>Share</b> 15 minutes (p. 37)		
 <ul style="list-style-type: none"> <li>• Pray the Scripture verse.</li> <li>• Read and share the names of groups to which the children belong.</li> <li>• Complete the activity.</li> </ul> <p><b>Additional Activity</b></p> <ul style="list-style-type: none"> <li>• Create an imaginary group to belong to.</li> </ul>	<ul style="list-style-type: none"> <li>• materials for prayer corner (p. 34C) or see <u>Prayer Corner</u></li> <li>• pencils or pens</li> </ul> <p><b>Activity Master 2a</b> See Catechist Guide, page 34D.</p>	<p><b>Books</b></p> <ul style="list-style-type: none"> <li>• <i>Goose</i> Molly Bang (Scholastic, Inc., 1999) A baby goose can't get over feeling like an outsider, even though the family of wood chucks who raise her adore her.</li> </ul>
<b>Hear &amp; Believe</b> 25 minutes (pp. 38-39)		
 <ul style="list-style-type: none"> <li>• Discuss the illustration.</li> <li>• Read and discuss the four signs for Baptism.</li> <li>• Teach the doctrine in "Our Church Teaches."</li> <li>• Discuss We Believe and review the Faith Words.</li> </ul> <p><b>Additional Activity</b></p> <ul style="list-style-type: none"> <li>• Create Baptism posters.</li> </ul>	<ul style="list-style-type: none"> <li>• DVD player</li> <li>• TV monitor</li> </ul> <p><b>Additional Activity</b></p> <ul style="list-style-type: none"> <li>• crayons or markers</li> <li>• poster paper</li> <li>• decorating materials</li> <li>• tape</li> </ul>	<p><b>Videos</b></p> <p>*DVD <i>Quick Clips</i> 2, Segment 1 "Baptism"</p> <p><b>Books</b></p> <ul style="list-style-type: none"> <li>• <i>A Peek into My Church</i> Wendy Goody and Veronica Kelly (Whippersnapper Books, 1999) Through the eyes of Liddy, children learn about essential Catholic beliefs and rituals, including Baptism.</li> </ul>
<b>Respond</b> 20 minutes (pp. 40-42)		
 <ul style="list-style-type: none"> <li>• Discuss the photograph.</li> <li>• Read and discuss the story about twins being baptized.</li> <li>• Do the puzzle activity.</li> <li>• Pray "A Prayer of Petition."</li> <li>• Close the prayer service with a song.</li> </ul> <p><b>Additional Activity</b></p> <ul style="list-style-type: none"> <li>• Draw Baptism candles.</li> </ul>	<ul style="list-style-type: none"> <li>• CD player</li> </ul> <p><b>Additional Activity</b></p> <ul style="list-style-type: none"> <li>• drawing paper</li> <li>• crayons or markers</li> </ul> <p><b>Activity Master 2b</b> See Catechist Guide, page 35.</p>	<p><b>Music</b></p> <ul style="list-style-type: none"> <li>• "You Have Put On Christ" (Unit 1 song, page 24)</li> <li>• *BLEST ARE WE music CD 2, track 2</li> <li>• *BLEST ARE WE Song Book #7</li> <li>• *<i>Gather Comprehensive II</i> Hymnal #107</li> <li>• "This Little Light of Mine" African-American spiritual</li> <li>• *<i>Gather Comprehensive II</i> Hymnal #514</li> </ul>

\* Distributed by Silver Burdett Ginn Religion

- Complete the **Chapter Review**, p. 43.
- Complete **Faith in Action** – Parish Ministry about Godparents, p. 44
- Distribute the **Take Home Family Time** pages for the next chapter.

Chapter  
**3**

# Our Church Shows Us How to Live

### Learning Focus

This chapter will help the children

1. realize that they are called to be good and holy.
2. learn about the lives of saints who helped others.
3. discover ways to show their love for others.

### Faith Words

saints  
holy

### Self-Evaluation

This session was

- one of the best
- pretty good
- in need of improvement

What worked out best was

\_\_\_\_\_

\_\_\_\_\_

For next time I would change




\_\_\_\_\_

\_\_\_\_\_

I will be sure to prepare for

\_\_\_\_\_

\_\_\_\_\_

Teaching Steps	Materials	Multimedia Resources
<b>Share</b> 15 minutes (p. 47)		
 <ul style="list-style-type: none"> <li>• Pray the Scripture verse.</li> <li>• Read and discuss the text and share names of heroes the children know.</li> <li>• Complete the activity and act out the stories.</li> </ul> <p><b>Additional Activity</b></p> <ul style="list-style-type: none"> <li>• Pantomime heroes.</li> </ul>	<ul style="list-style-type: none"> <li>• materials for prayer corner (p. 44C) or see <u>Prayer Corner</u></li> <li>• pencils or pens</li> </ul> <p><b>Activity Master 3a</b> See Catechist Guide, page 44D.</p>	<p><b>Books</b></p> <ul style="list-style-type: none"> <li>• <i>Good Griselle</i> Jane Yolen; illustrated by David Christiana (Harcourt Brace &amp; Co., 1994) A haunting story of good and evil</li> </ul>
<b>Hear &amp; Believe</b> 25 minutes (pp. 48-49)		
 <ul style="list-style-type: none"> <li>• Discuss the illustration.</li> <li>• Read and discuss the Scripture story of the Good Samaritan.</li> <li>• Teach the doctrine in “Our Church Teaches.”</li> <li>• Discuss We Believe and review the Faith Words.</li> </ul> <p><b>Additional Activity</b></p> <ul style="list-style-type: none"> <li>• Create a Good Samaritan storyboard.</li> </ul>	<p><b>Additional Activity</b></p> <ul style="list-style-type: none"> <li>• sheets of drawing paper</li> <li>• crayons or markers</li> <li>• tape</li> <li>• CD player</li> </ul>	<p><b>Audio</b></p> <ul style="list-style-type: none"> <li>• *BLEST ARE WE <i>Scripture</i> CD 2, track 2</li> </ul> <p><b>Videos</b></p> <ul style="list-style-type: none"> <li>• <i>Compassion</i> (30 min.) “Adventures from the Book of Virtues” series (Oblate Media &amp; Communication) A delightful cross-cultural mix of classic stories</li> </ul>
<b>Respond</b> 20 minutes (pp. 50-52)		
 <ul style="list-style-type: none"> <li>• Discuss the illustrations.</li> <li>• Read and discuss the stories about four saints.</li> <li>• Draw pictures of heroes.</li> <li>• Pray “A Litany Prayer.”</li> </ul> <p><b>Additional Activity</b></p> <ul style="list-style-type: none"> <li>• Choose ways to be holy.</li> </ul>	<ul style="list-style-type: none"> <li>• crayons or markers</li> <li>• DVD player</li> <li>• TV monitor</li> </ul> <p><b>Additional Activity</b></p> <ul style="list-style-type: none"> <li>• name-tag stickers</li> </ul> <p><b>Activity Master 3b</b> See Catechist Guide, page 45.</p>	<p><b>Videos</b></p> <ul style="list-style-type: none"> <li>*DVD <i>Quick Clips</i> 2, Segment 2 “Mary Trusts God”</li> </ul> <p><b>Music</b></p> <ul style="list-style-type: none"> <li>• “You Have Put On Christ” (Unit 1 song, page 24) *BLEST ARE WE music CD 2, track 2 *BLEST ARE WE Song Book #7 *<i>Gather Comprehensive II</i> Hymnal #107</li> <li>• “A Litany of Saints” Rory Cooney (GIA) *BLEST ARE WE music CD 5, track 9</li> </ul>

\* Distributed by Silver Burdett Ginn Religion

- Complete the **Chapter Review**, p. 53.
- Complete **Faith in Action** – Parish Ministry about Helping Hands, p. 54.
- Distribute the **Take Home Family Time** pages for the next chapter.

Chapter  
**4**

# We Praise and Thank God

### Learning Focus

This chapter will help the children

1. appreciate how singing sacred music is a form of prayer.
2. recognize prayers of praise and thanks.
3. compose short prayers of praise and thanks.

### Faith Words

praise  
prayer

### Self-Evaluation

This session was

- one of the best
- pretty good
- in need of improvement

What worked out best was

\_\_\_\_\_

\_\_\_\_\_

\_\_\_\_\_

For next time I would change

\_\_\_\_\_

\_\_\_\_\_




\_\_\_\_\_

I will be sure to prepare for

\_\_\_\_\_

\_\_\_\_\_

\_\_\_\_\_

Teaching Steps	Materials	Multimedia Resources
<b>Share</b> 15 minutes (p. 57)		
 <ul style="list-style-type: none"> <li>• Pray the Scripture verse.</li> <li>• Read and discuss blessings in the children’s lives for which they give thanks.</li> <li>• Complete the activity.</li> </ul> <p><b>Additional Activity</b></p> <ul style="list-style-type: none"> <li>• Create a “thanksgiving” basket.</li> </ul>	<ul style="list-style-type: none"> <li>• materials for prayer corner (p. 54C) or see <u>Prayer Corner</u></li> <li>• pencils or pens</li> </ul> <p><b>Additional Activity</b></p> <ul style="list-style-type: none"> <li>• basket</li> <li>• animal or goldfish crackers</li> </ul> <p><b>Activity Master 4a</b> See Catechist Guide, page 54D.</p>	<p><b>Books</b></p> <ul style="list-style-type: none"> <li>• <i>A Picnic in October</i> Eve Bunting; illustrated by Nancy Carpenter (Harcourt Brace &amp; Co., 1999) Tony thinks it’s dumb to have a picnic in October on Liberty Island. He later discovers what the Statue of Liberty means to Grandma. It is a moment of praise and thanks.</li> </ul>
<b>Hear &amp; Believe</b> 25 minutes (pp. 58-59)		
 <ul style="list-style-type: none"> <li>• Discuss the illustration.</li> <li>• Read and discuss the Scripture story about David singing a psalm of praise.</li> <li>• Teach the doctrine in “Our Church Teaches.”</li> <li>• Discuss We Believe and review the Faith Words.</li> </ul> <p><b>Additional Activity</b></p> <ul style="list-style-type: none"> <li>• Conduct a role-playing of the Scripture story.</li> </ul>	<ul style="list-style-type: none"> <li>• CD player</li> </ul> <p><b>Additional Activity</b></p> <ul style="list-style-type: none"> <li>• rhythm instruments for role-playing</li> </ul>	<p><b>Audio</b></p> <ul style="list-style-type: none"> <li>• *BLEST ARE WE <i>Scripture</i> CD 2, track 3</li> </ul> <p><b>Books</b></p> <ul style="list-style-type: none"> <li>• <i>Come On, Rain!</i> Karen Hesse; pictures by Jon J. Muth (Scholastic, Inc., 1999) A little girl prays for rain. When rain falls, she and her friends dance in it enjoying its sweetness.</li> </ul>
<b>Respond</b> 20 minutes (pp. 60-62)		
 <ul style="list-style-type: none"> <li>• Discuss the photograph.</li> <li>• Read and discuss the story about the Gloria.</li> <li>• Write a prayer of praise and a prayer of thanks.</li> <li>• Create a poster of praise.</li> <li>• Pray “A Prayer of Praise and Thanks.”</li> </ul> <p><b>Additional Activity</b></p> <ul style="list-style-type: none"> <li>• Teach the Gloria.</li> </ul>	<ul style="list-style-type: none"> <li>• crayons or markers</li> <li>• Song Book</li> </ul> <p><b>Activity Master 4b</b> See Catechist Guide, page 55.</p>	<p><b>Music</b></p> <ul style="list-style-type: none"> <li>• “You Have Put On Christ” (Unit 1 song, page 24) *BLEST ARE WE music CD 2, track 2 *BLEST ARE WE <i>Song Book #7</i> *<i>Gather Comprehensive II Hymnal #107</i></li> <li>• “All You Works of God” *BLEST ARE WE music CD 4, track 2 *BLEST ARE WE <i>Song Book #17</i> *<i>Gather Comprehensive II Hymnal #498</i></li> <li>• “Gloria” *<i>Gather Comprehensive II Hymnal #138</i></li> </ul>

\* Distributed by Silver Burdett Ginn Religion

- Complete the **Chapter Review**, p. 63.
- Complete **Faith in Action** – Parish Ministry about a Song Leader, p. 64.
- Distribute the **Take Home FamilyTime** pages for the next chapter.