

Chapter
9

Jesus Is God's Son

Learning Focus

This chapter will help the children

1. understand that Mary is the mother of God's Son, Jesus.
2. learn that God sent his Son, Jesus, into our world to be our Savior.
3. discover how we can spread the Good News about Jesus with others.

Faith Words

Angel
Savior

Self-Evaluation




This session was

- one of the best
- pretty good
- in need of improvement

What worked out best was

For next time I would change

I will be sure to prepare for

Teaching Steps	Materials	Multimedia Resources
Share 15 minutes (p. 111)		
 <ul style="list-style-type: none"> • Pray the Scripture verse. • Read the text and share personal experiences about hearing good news. • Do the drawing activity. <p>Additional Activity</p> <ul style="list-style-type: none"> • Discuss good news. 	<ul style="list-style-type: none"> • materials for prayer corner (p.108C) or see <u>Prayer Corner</u> • crayons or markers <p>Activity Master 9a See Catechist Guide, page 108D.</p>	<p>Books</p> <ul style="list-style-type: none"> • <i>Mary, the Mother of Jesus</i> Tomie de Paola (Holiday House, 1995) Drawing on Scripture, legend, and tradition, de Paola retells the story of Mary's life in fifteen beautiful segments, including the Annunciation, which can be shared individually.
Hear & Believe 25 minutes (pp. 112-113)		
 <ul style="list-style-type: none"> • Discuss the illustrations. • Read and discuss the Scripture story about Mary and the angel. • Teach the doctrine in "Our Church Teaches." • Discuss We Believe and review the Faith Words. <p>Additional Activity</p> <ul style="list-style-type: none"> • Create a mural. 	<ul style="list-style-type: none"> • CD player <p>Additional Activity</p> <ul style="list-style-type: none"> • long sheet of butcher paper • crayons or markers 	<p>Audio</p> <ul style="list-style-type: none"> • *BLEST ARE WE Scripture CD I, track 7 <p>Videos</p> <ul style="list-style-type: none"> • <i>The Story of the Nativity</i> (30 min.) "The Beginner's Bible series" (Oblate Media & Communication) This video presents the birth of the Savior in a manger, under a star in Bethlehem.
Respond 20 minutes (pp. 114-116)		
 <ul style="list-style-type: none"> • Discuss the photographs. • Read and discuss the story. • Do the signing and coloring activities. • Pray an echo prayer. <p>Additional Activity</p> <ul style="list-style-type: none"> • Create a good news collage. 	<ul style="list-style-type: none"> • crayons or markers <p>Additional Activity</p> <ul style="list-style-type: none"> • sheet of poster board • magazines • scissors • glue sticks <p>Activity Master 9b See Catechist Guide, page 109.</p>	<p>Music</p> <ul style="list-style-type: none"> • "He Came Down" (Unit 3 song, page 108) *BLEST ARE WE music CD I, track 4 *BLEST ARE WE Song Book #4 *Gather Comprehensive II Hymnal #364 • I Say "Yes," Lord/Digo "Sí," Señor *BLEST ARE WE music CD 6, track 2 *BLEST ARE WE Song Book #28 *Gather Comprehensive II Hymnal #581

* Distributed by Silver Burdett Ginn Religion

- Complete the **Chapter Review**, p. 117.
- Complete **Faith in Action** – Parish Ministry about a Shawl Ministry, p. 118.
- Distribute the **Take Home Family Time** pages for the next chapter.

Chapter
10

We Celebrate the Gift of Eucharist

Learning Focus

This chapter will help the children

1. recognize that the Eucharistic Prayer at Mass describes what Jesus did at the Last Supper.
2. realize that Jesus Christ is present in the Eucharist.
3. learn how we can pray before the Blessed Sacrament.

Faith Words

Eucharist
Last Supper

Self-Evaluation




This session was

- one of the best
- pretty good
- in need of improvement

What worked out best was

For next time I would change

I will be sure to prepare for

Teaching Steps	Materials	Multimedia Resources
Share 15 minutes (p. 121)		
 <ul style="list-style-type: none"> • Pray the Scripture verse. • Read the text and discuss personal experiences about special meals. • Do the circling and drawing activity. <p>Additional Activity</p> <ul style="list-style-type: none"> • Draw special meals. 	<ul style="list-style-type: none"> • materials for prayer corner (p. 118C) or see <u>Prayer Corner</u> • pencils • crayons or markers • DVD player • TV monitor <p>Additional Activity</p> <ul style="list-style-type: none"> • drawing paper <p>Activity Master 10a See Catechist Guide, page 118D.</p>	<p>Videos</p> <ul style="list-style-type: none"> • *<i>Grandma's Bread</i> (17 min.) (Oblate Media & Communication) A young boy's family makes his deceased grandmother's special Easter bread together for his First Communion celebration.
Hear & Believe 25 minutes (pp. 122-123)		
 <ul style="list-style-type: none"> • Discuss the photographs. • Read and discuss the Scripture story of the Last Supper. • Teach the doctrine in "Our Church Teaches." • Discuss We Believe and review the Faith Words. <p>Additional Activity</p> <ul style="list-style-type: none"> • Make place mats. 	<p>Additional Activity</p> <ul style="list-style-type: none"> • 8 1/2" x 11" sheet of paper with a prayer of thanksgiving printed on it for each child • crayons or markers • heavy construction paper slightly larger than 8 1/2" x 11" for each child • clear adhesive paper • tape or glue 	<p>Videos</p> <ul style="list-style-type: none"> • *<i>DVD Quick Clips 1</i>, Segment 2 "The Mass, Our Special Meal" • <i>The Mass & Me</i> (14 min.) (Brown-ROA, 1994) This video discusses the parts of the Mass and how to participate. It also explores what the Mass really means to young people.
Respond 20 minutes (pp. 124-126)		
 <ul style="list-style-type: none"> • Discuss the illustrations. • Read and discuss the story of Katharine Drexel. • Complete the connect-the-dots and sentence-completion activities. • Pray a prayer of adoration. <p>Additional Activity</p> <ul style="list-style-type: none"> • Share a meal. 	<ul style="list-style-type: none"> • pencils • CD player <p>Additional Activity</p> <ul style="list-style-type: none"> • paper plate and cup for each child • small piece of pita bread and grape juice for each child <p>Activity Master 10b See Catechist Guide, page 119</p>	<p>Music</p> <ul style="list-style-type: none"> • "Go and Listen" (Unit 3 song, page 108) *BLEST ARE WE music CD 2, track 4 *BLEST ARE WE Song Book #9 *<i>Gather Comprehensive II Hymnal #259</i> • "Bring Forth the Kingdom" *BLEST ARE WE music CD 3, track 6 *BLEST ARE WE Song Book #16 *<i>Gather Comprehensive II Hymnal #640</i>

* Distributed by Silver Burdett Ginn Religion

- Complete the **Chapter Review**, p. 127.
- Complete **Faith in Action** – Parish Ministry about Extraordinary Ministers of Holy Communion, p. 128.
- Distribute the **Take Home Family Time** pages for the next chapter.

Chapter
11

Jesus Teaches Us About Forgiveness

Learning Focus

This chapter will help the children

1. learn that God's laws help us choose what is right.
2. realize that when we choose to do something wrong, we sin.
3. understand that God wants us to be sorry when we do wrong, and that God is always ready to forgive us.

Faith Words

Forgive
sin

Self-Evaluation




This session was

- one of the best
- pretty good
- in need of improvement

What worked out best was

For next time I would change

I will be sure to prepare for

Teaching Steps	Materials	Multimedia Resources
Share 15 minutes (p. 131)		
 <ul style="list-style-type: none"> • Pray the Scripture verse. • Read the text and share personal experiences. • Complete the drawing activity. <p>Additional Activity</p> <ul style="list-style-type: none"> • Write group stories. 	<ul style="list-style-type: none"> • materials for prayer corner (p.128C) or see <u>Prayer Corner</u> • pencils <p>Additional Activity</p> <ul style="list-style-type: none"> • chart paper • marker <p>Activity Master 11a See Catechist Guide, page 128D.</p>	<p>Videos</p> <ul style="list-style-type: none"> • <i>God Wants Me to Forgive Them?</i> (30 min.) “Veggie Tales” series (Oblate Media & Communication) When a bunch of sour grapes hurt Jr.’s feelings, Papa Asparagus must show the grapes the error of their ways and convince Jr. that forgiveness is divine.
Hear & Believe 25 minutes (pp. 132-133)		
 <ul style="list-style-type: none"> • Discuss the illustration. • Read and discuss the Scripture story of Zacchaeus. • Teach the doctrine in “Our Church Teaches.” • Discuss We Believe and review the Faith Words. <p>Additional Activity</p> <ul style="list-style-type: none"> • Make happy/sad prayer cards. 	<ul style="list-style-type: none"> • CD player • DVD player • TV monitor <p>Additional Activity</p> <ul style="list-style-type: none"> • 5-by-7-inch unlined index cards (one per child) • crayons or markers • hole puncher • 14 inch pieces of yarn or narrow ribbon (one per child) 	<p>Audio</p> <ul style="list-style-type: none"> • *BLEST ARE WE Scripture CD I, track 8 <p>Videos</p> <ul style="list-style-type: none"> • *DVD <i>Quick Clips</i> I, Segment 5 “The Story of Zacchaeus” • <i>Forgive & Forget</i> (15 min.) (Oblate Media & Communication) This video is about a king, a crocodile, and a monkey that centers on the task of forgiving.
Respond 20 minutes (pp. 134-136)		
 <ul style="list-style-type: none"> • Discuss the photograph. • Read and discuss the story about forgiveness. • Do the writing and coloring activities. • Pray a prayer for God’s mercy. <p>Additional Activity</p> <ul style="list-style-type: none"> • Make note cards. 	<p>Additional Activity</p> <ul style="list-style-type: none"> • white drawing paper <p>Activity Master 11b See Catechist Guide, page 129</p>	<p>Music</p> <ul style="list-style-type: none"> • “He Came Down” (Unit 3 song, page 108) • *BLEST ARE WE music CD I, track 4 • *BLEST ARE WE <i>Song Book #4</i> • *<i>Gather Comprehensive II Hymnal #364</i> • “Kyrie” • *GIFTS FOR A LIFETIME CD, track 11 • *GIFTS FOR A LIFETIME <i>Song Book #3</i> • “With Open Hands” • *GIFTS FOR A LIFETIME CD, track 3 • *GIFTS FOR A LIFETIME <i>Song Book #2</i>

* Distributed by Silver Burdett Ginn Religion

- Complete the **Chapter Review**, p. 137.
- Complete **Faith in Action** – Parish Ministry about the Parish Secretary and Custodian, p. 138.
- Distribute the **Take Home Family Time** pages for the next chapter.

Chapter
12

We Pray with God's Word

Learning Focus

This chapter will help the children

1. discuss some of the ways that Jesus prayed.
2. learn how to pray with a Gospel story.
3. appreciate meditation as a way of growing closer to Jesus.

Faith Words

Gospel
pslams

Self-Evaluation




This session was

- one of the best
- pretty good
- in need of improvement

What worked out best was

For next time I would change

I will be sure to prepare for

Teaching Steps	Materials	Multimedia Resources
Share 15 minutes (p. 141)		
<p> Pray the Scripture verse.</p> <p>Read the text and share personal experiences about ways of praying.</p> <p>Complete the marking and circling activity.</p> <p>Additional Activity</p> <ul style="list-style-type: none"> • Make a prayer poster. 	<ul style="list-style-type: none"> • materials for prayer-corner (p.138C) or see <u>Prayer Corner</u> • pencils <p>Additional Activity</p> <ul style="list-style-type: none"> • instant camera • poster board • tape or paste • marker <p>Activity Master 12a See Catechist Guide, page 138D.</p>	<p>Books</p> <ul style="list-style-type: none"> • <i>A Child's Book of Prayers</i> Christine Harder Tangvald (David C. Cook Publishing Co., 1987) This collection of simple prayers is accompanied by Scripture verses. The illustrations are wonderful for meditation.
Hear & Believe 25 minutes (pp. 142-143)		
<p> Discuss the illustrations.</p> <p>Read and discuss how Jesus prayed.</p> <p>Teach the doctrine in "Our Church Teaches."</p> <p>Discuss We Believe and review the Faith Words.</p> <p>Additional Activity</p> <ul style="list-style-type: none"> • Find Jesus and describe him praying. 	<ul style="list-style-type: none"> • DVD player • TV monitor <p>Additional Activity</p> <ul style="list-style-type: none"> • several illustrated children's Bibles • self-stick removable notes (four per small group) 	<p>Videos</p> <ul style="list-style-type: none"> • *DVD <i>Quick Clips</i> I, Segment 3 "Listening to God's Word" <p>Books</p> <ul style="list-style-type: none"> • <i>The Ball of Red String: A Guided Meditation for Children</i> Marlene Halpin (Loyola Press, 1998) This book guides children through a unique meditation experience.
Respond 20 minutes (pp. 40-42)		
<p> Discuss the illustration.</p> <p>Read and pray with a Gospel story.</p> <p>Complete the drawing activity.</p> <p>Pray an acting prayer.</p> <p>Additional Activity</p> <ul style="list-style-type: none"> • Create stories of being with Jesus. 	<ul style="list-style-type: none"> • CD player • crayons or markers • simple costumes for acting prayer <p>Additional Activity</p> <ul style="list-style-type: none"> • writing paper • drawing paper <p>Activity Master 12b See Catechist Guide, page 139.</p>	<p>Audio</p> <ul style="list-style-type: none"> • *BLEST ARE WE Scripture CD I, track 9 <p>Music</p> <ul style="list-style-type: none"> • "He Came Down" (Unit 3 song, page 108) *BLEST ARE WE music CD I, track 4 *BLEST ARE WE Song Book #4 *Gather Comprehensive II Hymnal #364 • "Go and Listen" *BLEST ARE WE music CD 2, track 4 *BLEST ARE WE Song Book #9 *Gather Comprehensive II Hymnal #259

* Distributed by Silver Burdett Ginn Religion

- Complete the **Chapter Review**, p. 147.
- Complete **Faith in Action** – Parish Ministry about Faith Sharing Groups, p. 148.
- Distribute the **Take Home Family Time** pages for the next chapter.