

Chapter
1

We Belong to Jesus' Church

Learning Focus

This chapter will help the children

1. identify the Church to which we belong as the Catholic Church.
2. explain how people can recognize Jesus' followers.
3. learn to pray the Sign of the Cross.

Faith Words

Catholic Church

Self-Evaluation




This session was

- one of the best
- pretty good
- in need of improvement

What worked out best was

For next time I would change

I will be sure to prepare for

Teaching Steps	Materials	Multimedia Resources
Share 15 minutes (p. 27)		
<p> Pray the Scripture verse.</p> <p>Read the text and share personal experiences about family activities.</p> <p>Do the drawing activity.</p> <p>Additional Activity</p> <ul style="list-style-type: none"> • Name ways of belonging. 	<ul style="list-style-type: none"> • materials for prayer corner (p. 24C) or see <u>Prayer Corner</u> • crayons or markers <p>Activity Master 1a See Catechist Guide p. 24D.</p>	<p>Books</p> <ul style="list-style-type: none"> • <i>I Got a Family</i> Melrose Cooper (Henry Holt & Co., 1993) This picture book tells of the ways that family members can love each other. Young readers will be inspired to make up their own verses about how they are loved.
Hear & Believe 25 minutes (pp. 28-29)		
<p> Discuss the illustration.</p> <p>Read and discuss the Scripture story of the Good Shepherd.</p> <p>Teach the doctrine in "Our Church Teaches."</p> <p>Discuss We Believe and review the Faith Word.</p> <p>Additional Activity</p> <ul style="list-style-type: none"> • Create a shepherd poster. 	<ul style="list-style-type: none"> • CD player <p>Additional Activity</p> <ul style="list-style-type: none"> • sheet of poster board with image of Jesus as the Good Shepherd • sheets of colored construction paper • scissors • pencils • crayons or markers • glue sticks 	<p>Audio</p> <ul style="list-style-type: none"> • *BLEST ARE WE Scripture CD I, track 1 <p>Videos</p> <ul style="list-style-type: none"> • <i>We Are the Lord's Own Family</i> (4 min.) "Sing-Along Express" series, Vol. 3 (Oblate Media & Communication) This music video emphasizes being part of the family of the Lord.
Respond 20 minutes (pp. 30-32)		
<p> Discuss the photograph.</p> <p>Read and discuss the story.</p> <p>Do the matching and writing activities.</p> <p>Pray the Sign of the Cross.</p> <p>Additional Activity</p> <ul style="list-style-type: none"> • Create collages. 	<ul style="list-style-type: none"> • pencils <p>Additional Activity</p> <ul style="list-style-type: none"> • magazines with plenty of pictures • sheets of construction paper or art paper • scissors • glue sticks <p>Activity Master 1b See Catechist Guide, page 25.</p>	<p>Music</p> <ul style="list-style-type: none"> • "We Praise You" (Unit 1 song, page 24) • *BLEST ARE WE music CD I, track 2 • *BLEST ARE WE Song Book #2 • *Gather Comprehensive II Hymnal #540 • "May God Bless and Keep You" Christopher Walker • *Gather Comprehensive II Hymnal #577 • "We Are God's People" David Haas

* Distributed by Silver Burdett Ginn Religion

- Complete the **Chapter Review**, p. 33.
- Complete **Faith in Action** – Parish Ministry about Caring and Sharing, p. 34
- Distribute the **Take Home Family Time** pages for this and the next chapter.

Chapter
2

We Gather to Celebrate Mass

Learning Focus

This chapter will help the children

1. understand that a church is the building where Catholics gather to celebrate Mass
2. realize that Jesus is with us when we pray with our parish community.
3. name some of the objects we see in a Catholic church.

Faith Words

parish

Self-Evaluation




This session was

- one of the best
- pretty good
- in need of improvement

What worked out best was

For next time I would change

I will be sure to prepare for

Teaching Steps	Materials	Multimedia Resources
Share 15 minutes (p. 37)		
 <ul style="list-style-type: none"> • Pray the Scripture verse. • Read the text and discuss personal experiences about churches. • Complete the circling and connecting the dots activity. <p>Additional Activity</p> <ul style="list-style-type: none"> • Draw the parish church 	<ul style="list-style-type: none"> • materials for prayer corner (p. 34C) or see Prayer Corner • CD player • pencils <p>Additional Activity</p> <ul style="list-style-type: none"> • drawing paper • crayons or markers <p>Activity Master 2a See Catechist Guide, page 34D.</p>	<p>Books</p> <ul style="list-style-type: none"> • <i>A Peek into My Church</i> Wendy Goody and Veronica Kelly (WhipperSnapper Books, 1999) A young child named Liddy conducts a candid tour of her parish church, describing everything she sees from the church floor plan to the important rituals and objects.
Hear & Believe 25 minutes (pp. 38-39)		
 <ul style="list-style-type: none"> • Discuss the photograph. • Read about and discuss gathering for Mass. • Teach the doctrine in “Our Church Teaches.” • Discuss We Believe and review the Faith Word. <p>Additional Activity</p> <ul style="list-style-type: none"> • Role-play the opening prayer. 	<ul style="list-style-type: none"> • DVD player • TV monitor 	<p>Videos</p> <ul style="list-style-type: none"> • *DVD <i>Quick Clips</i> 1, Segment 2 “The Mass, Our Special Meal” • Sunday Morning (15 min.) (Oblate Media & Communication) This video introduces children to the importance of Sunday worship.
Respond 20 minutes (pp. 40-42)		
 <ul style="list-style-type: none"> • Discuss the photograph. • Read and discuss the story. • Do the writing, circling, and drawing activities. • Pray a blessing prayer. <p>Additional Activity</p> <ul style="list-style-type: none"> • Take a church tour. 	<ul style="list-style-type: none"> • crayons or markers <p>Additional Activity</p> <ul style="list-style-type: none"> • photographs of church objects if a church tour is not feasible <p>Activity Master 2b See Catechist Guide, page 35.</p>	<p>Music</p> <ul style="list-style-type: none"> • “We Praise You” (Unit 1 song, page 24) *BLEST ARE WE music CD 1, track 2 *BLEST ARE WE Song Book #2 *Gather Comprehensive II Hymnal #540 • “We Gather Together” (KREMSER) Theodore Baker *Gather Comprehensive II Hymnal #549 • “Who Calls You by Name” David Haas *Gather Comprehensive II Hymnal #794

* Distributed by Silver Burdett Ginn Religion

- Complete the **Chapter Review**, p. 43.
- Complete **Faith in Action** – Parish Ministry about decorating the church, p. 44
- Distribute the **Take Home Family Time** pages for the next chapter.

Chapter
3

God's Word Teaches Us

Learning Focus

This chapter will help the children

1. realize that the readings at Mass come from a special book called the Bible.
2. understand that the Word of God and the homily help us follow Jesus.
3. discover that God speaks to us when we listen to his word at Mass.

Faith Words

Bible

Self-Evaluation




This session was

- one of the best
- pretty good
- in need of improvement

What worked out best was

For next time I would change

I will be sure to prepare for

Teaching Steps	Materials	Multimedia Resources
Share 15 minutes (p. 47)		
 <ul style="list-style-type: none"> • Pray the Scripture verse. • Read the text and share personal experiences about ways of learning. • Do the circling activity. <p>Additional Activity</p> <ul style="list-style-type: none"> • Learn by the sense of touch. 	<ul style="list-style-type: none"> • materials for prayer corner (p. 44C) or see Prayer Corner • pencils <p>Additional Activity</p> <ul style="list-style-type: none"> • bag with several different types of objects as described on page 47 <p>Activity Master 3a See Catechist Guide, page 44D.</p>	<p>Books</p> <ul style="list-style-type: none"> • <i>The Jesus Book</i> La Vonne Neff (Loyola Press, 1999) This book offers the young reader a full picture of the life of Jesus through the retelling of forty favorite Bible stories.
Hear & Believe 25 minutes (pp. 48-49)		
 <ul style="list-style-type: none"> • Discuss the illustration. • Read and discuss the Scripture story of Philip and the Ethiopian. • Teach the doctrine in "Our Church Teaches." • Discuss We Believe and review the Faith Word. <p>Additional Activity</p> <ul style="list-style-type: none"> • Retell favorite Bible stories. 	<ul style="list-style-type: none"> • CD player <p>Additional Activity</p> <ul style="list-style-type: none"> • drawing paper • crayons or markers 	<p>Audio</p> <ul style="list-style-type: none"> • *BLEST ARE WE Scripture CD I, track 2 <p>Videos</p> <ul style="list-style-type: none"> • <i>Three Parables for Children</i> (30 min.) "The Kingdom" series (Oblate Media & Communication) These delightful parables explore salvation history and God's word for young people today.
Respond 20 minutes (pp. 50-52)		
 <ul style="list-style-type: none"> • Discuss the illustration. • Read and discuss the story of Saint Augustine. • Do the drawing and tracing the dots activities. • Pray a prayer about listening to the Word of God. <p>Additional Activity</p> <ul style="list-style-type: none"> • Tell stories about change. 	<ul style="list-style-type: none"> • crayons or markers • DVD player • TV monitor <p>Activity Master 3b See Catechist Guide, page 45.</p>	<p>Videos</p> <ul style="list-style-type: none"> • *DVD <i>Quick Clips</i> I, Segment 3 "Listening to God's Word" <p>Music</p> <ul style="list-style-type: none"> • "We Praise You" (Unit 1 song, page 24) *BLEST ARE WE music CD I, track 2 *BLEST ARE WE Song Book #2 *Gather Comprehensive II Hymnal #540 • "Go and Listen" *BLEST ARE WE music CD 2, track 4 *BLEST ARE WE Song Book #9 *Gather Comprehensive II Hymnal #259

* Distributed by Silver Burdett Ginn Religion

- Complete the **Chapter Review**, p. 53.
- Complete **Faith in Action** – Parish Ministry about Priests and Deacons, p. 54.
- Distribute the **Take Home Family Time** pages for the next chapter.

Chapter
4

We Give Praise to God

Learning Focus

This chapter will help the children

1. realize that prayers of praise celebrate God's goodness.
2. understand that when we pray, we listen and talk to God.
3. learn how Catholics praise God at Mass.

Faith Words

praise
prayer

Self-Evaluation




This session was

- one of the best
- pretty good
- in need of improvement

What worked out best was

For next time I would change

I will be sure to prepare for

Teaching Steps	Materials	Multimedia Resources
Share 15 minutes (p. 57)		
<p> Pray the Scripture verse.</p> <p>Read the text and share personal experiences about being praised.</p> <p>Complete the drawing activity.</p> <p>Additional Activity</p> <ul style="list-style-type: none"> • Make praise cards. 	<ul style="list-style-type: none"> • materials for prayer corner (p. 54C) or see <u>Prayer Corner</u> • crayons or markers • pencils <p>Additional Activity</p> <ul style="list-style-type: none"> • sheets of construction paper • crayons or markers <p>Activity Master 4a See Catechist Guide, page 54D.</p>	<p>Books</p> <ul style="list-style-type: none"> • <i>Hey, God, Let's Talk!: Teaching Children About Prayer</i> Charles Terrell (Abingdon Press, 2000) This book introduces children to prayer as communication with God.
Hear & Believe 25 minutes (pp. 58-59)		
<p> Discuss the illustration.</p> <p>Read and discuss the psalm about giving praise to God.</p> <p>Teach the doctrine in "Our Church Teaches."</p> <p>Discuss We Believe and review the Faith Words.</p> <p>Additional Activity</p> <ul style="list-style-type: none"> • Write a group prayer of praise. 	<ul style="list-style-type: none"> • CD player • DVD player • TV monitor <p>Additional Activity</p> <ul style="list-style-type: none"> • chart paper (optional) 	<p>Audio</p> <ul style="list-style-type: none"> • *BLEST ARE WE Scripture CD I, track 3 <p>Videos</p> <ul style="list-style-type: none"> • *DVD <i>Quick Clips</i> I, Segment I "God Gives Us Many Gifts" • <i>What Is Prayer?</i> (20 min.) (Paulist Press) This video gives insights into types of and reasons for prayer.
Respond 20 minutes (pp. 60-62)		
<p> Discuss the photograph.</p> <p>Read and discuss the story.</p> <p>Do the signing and coloring activities.</p> <p>Pray a prayer of praise.</p> <p>Additional Activity</p> <ul style="list-style-type: none"> • Make praise prayer cards. 	<ul style="list-style-type: none"> • crayons or markers • CD player <p>Additional Activity</p> <ul style="list-style-type: none"> • large, unlined index card(s) for each child • pencils • crayons or markers <p>Activity Master 4b See Catechist Guide, page 55.</p>	<p>Music</p> <ul style="list-style-type: none"> • "We Praise You" (Unit 1 song, page 24) *BLEST ARE WE music CD I, track 2 *BLEST ARE WE Song Book #2 *<i>Gather Comprehensive II</i> Hymnal #540 • "All You Works of God" *BLEST ARE WE music CD 4, track 2 *BLEST ARE WE Song Book #17 *<i>Gather Comprehensive II</i> Hymnal #498 • "Gloria" *<i>Gather Comprehensive II</i> Hymnal #138

* Distributed by Silver Burdett Ginn Religion

- Complete the **Chapter Review**, p. 63.
- Complete **Faith in Action** – Parish Ministry about a Children's Choir, p. 64.
- Distribute the **Take Home Family Time** pages for the next chapter.